

the Book Mailer Newsletter

(fine fly fishing books since 1981)

PO Box 1273

Helena, MT 59624

TELEPHONE 1-800-874-4171 for credit card orders ~ FAX orders to 406-443-0788 anytime ~
order from our web site www.thebookmailer.com ~ email us at orders@thebookmailer.com ~ snail mail to the PO Box listed above

the Book Mailer strives to select the newest, most requested titles, along with innovative, unique tools and materials. For the soul purpose of enriching your fly-fishing pleasure.

"It is the constant—or inconstant—change, the infinite variety in fly-fishing that binds us fast. It is impossible to grow weary of a sport that is never the same on any two days of the year"

--Theodore Gordon (1914)



FISHING SMALL FLIES

by Ed Engle

We love it when a plan comes together! Right on the heels of Ed Engle's best seller, **Tying Small Flies** (Stackpole Books, Spring 2004 Book Mailer), comes this companion title entirely devoted to fishing those small flies. Presentation and tactics are always as important as the pattern itself. Fishers of small flies must carefully observe trout and constantly adjust their techniques as they go.

Engle covers the difficulty of detecting a strike and how to best play a trout caught on those little, tiny fish morsels. Engle even delves into specific waters like tailwaters, freestone rivers, and spring creeks. Great advice for aquatic insect orders and how to fish the hatches -- depending on the water and the stage of the hatch. Between **Tying Small Flies** and **Fishing Small Flies**, anglers now have the "total catch" on what to use and how to use it.

Points to ponder:

- ✓ Instructions and illustrations for tricky casts, including pile, reach, parachute, and downstream-and-across reach
- ✓ Techniques for dead-drift nymphing, freestyle nymphing, and fishing dry-fly and in-the-film
- ✓ How to fish tiny mayflies, Tricos, PMD's, midges, microcaddis, and terrestrials

hardcover; 7 1/4 x 9 1/8, 69 B & W illustrations; 4-page color insert; 176 pages

(#B4428)

Price -- \$24.95

~available in January 2005~

Let's tie flies! That is what winter is all about; and we are dedicating this Winter Issue on making sure you'll have all the right patterns come Spring! There are some **great new pattern books by John Goddard and Tom Fuller** (p. 3) A **challenging "how-to" by Bert Darrow** (p. 3) and **DVD production for fly-fishing and tying** is gaining ground at a pace we have a hard time keeping up with (p. 8 & 12). The **ProCaddi** (p. 14) has been restocked and these are a favorite with our Book Mailer customers. If feathers fly and you got clutter, maybe this will please the maid! **There's tools, materials, and flies** (if you don't get all your patterns tied in time for the spring season). *Read on . .*

NEW TITLES THAT ARE SURE TO KEEP YOU WARM AND DREAMING THROUGH THE WINTER.

Since the web site was expanded last fall to include all in-print fly-fishing titles www.thebookmailer.com, the Book Mailer Newsletter will focus on only the very best and here are some of the new ones!

AVAILABLE NOW!!! **DUE TO BE RELEASED IN JANUARY 2005**

The Trout-Fly Patterns of John Goddard

by John Goddard

Introduction by Nick Lyons

Touted as John Goddard's "magnum opus", these thirty-five chapters, each detail a particular fly pattern. Goddard explains why each pattern was developed and includes his personal experience using the pattern. Recipe, tying instructions, and black-and-white drawings complete each chapter.

Simplicity of tying is Goddard's prime objective for each fly. As each pattern has gone into commercial production, over time, variations have emerged that departed from Goddard's main objective. In **The Trout-Fly Patterns of John Goddard**, you get the great value of how each fly should look from the inventor himself. Nick Lyon likes Goddard's patterns because they are "fishy" instead of "arty." I have yet to meet a fish that is looking at the beauty of fly vs. the edibility. A great tying book with lots of insights.

hardcover; 144 pages; 6 x 9 inches; 32-page color insert;
black and white illustrations

(#B4412)

Price -- \$26.95

AVAILABLE IN FEBRUARY

The Complete Guide to Eastern Hatches What Flies to Fish, When, and Where

by Tom Fuller

At last! Our east coast anglers just don't get the definitive work on flies and hatches our west coast anglers get. So we're very excited to see this book. Tom Fuller is the regional columnist for *Outdoor Life*. His previous books are **Underwater Flies for Trout** and **Trout Streams of Southern New England**. He also writes for our various fishing magazines.

The Complete Guide to Eastern Hatches begins with a detailed section on identifying hatches. Part two is when and where those major hatches occur. You'll learn about everything from the famous Hex hatch in Michigan to the Hendrickson hatch on the Housatonic. Great charts and discussion. Finally in Part Three, get the scoop on what flies to use when you're fishing these hatches. Fuller includes traditional imitations as well as regional variations and even dishes out advice on designing unique new flies.

hardcover; 7 x 10 inches; 240 pages; 40 black & white photos;
8 color pages; 10 maps

(#B4406)

Price -- \$35.00

PS. . .

Sylvester Nemes is in the process of producing a DVD/Video on tying soft hackle flies. We are not sure of the title yet, Syl tells us this should be available this Spring. We will take pre-orders --- DVD (#D3970) VHS (#V3971) We are not sure of the price right now, but wanted to give you the first heads-up on a sure to be popular item! This is the Book Mailer way . . .

Mayflies

by Ted Fauceglia

We've seen some great books on Mayflies -- this is one of the top insects to fascinate anglers. **Mayflies** by Ted Fauceglia is unique in its photography. Ted's study of advanced nature photography combined with his passion for fly-fishing make an unbeatable reference for this critical insect.

This book gives the angler and the tyer exactly what they need, and they don't have to have a Ph.D. in entomology to read it. Clear and concise and strikingly dramatic, this book will become the cornerstone for serious hatch matching.

-- Kelly Galloup

I didn't think Ted Fauceglia's remarkable photographs could get any better until I opened this book. The images are as instructive for the angler and fly tyer as they are stunning. Insect behavior and hatch information are detailed in clear, accessible text, and the selection of fly patterns is sensibly thorough without being overwhelming. This is a terrific book--sharply and cleanly executed, beautifully photographed, and useful.

-- Ted Leeson

We think these two reviews from Kelly and Ted best describe your advantage to owning this title!

hardcover; 11 x 8 1/2 inches; 208 pages, 300 color photos

(#B4429)

Price -- \$49.95

NEW FUN, AVAILABLE NOW

Bert Darrow's Practical Fly Fishing How to Fish and Cast Naturally

by Bert Darrow

Foreword by Bob Jacklin

A new voice and one that takes a different approach. Darrow uses discipline. Like exercising regularly to stay fit, to make sure our days can be long and productive on the water without wearing us out. He also likes to use music to teach casting, timing the back and forward casts to a 4/4 beat. He also teaches a casting stroke the same way a tennis coach approaches the serve and backhand.

I like it when a new voice "writes up" and shares their tips and techniques that make a difference in our angling success. **Instinctive Fly Fishing** by Taylor Streit (p. 31) comes to mind -- we've sure sold a lot of those!

Darrow's approach has surprised many students. When they get to the river, they're amazed at how much less time they spend untying knots and pulling flies out of trees, and how much more time they spend actually catching fish.

Highly Recommended

hardcover; 6 x 9 inches; 100 b&w photos; 224 pages

(#B4410)

Price --\$22.95

AVAILABLE IN MARCH . . .

Small-Stream Fly-Fishing

by Jeff Morgan

There are many myths surrounding small streams -- they only hold small fish, they're for beginners and kids (try that one on as a beginner when the brush stands eighteen feet tall and is only inches behind that perfect hole!), they aren't a challenge, don't allow for versatility in techniques, and so on.

Morgan addresses these myths and shares the realities of small-stream fishing. Topics covered include best equipment, ecology, small-stream entomology and fly patterns. There's also fly fishing techniques from casting to reading the water and more.

I met Jeff at a consumer show in Portland, Oregon. It was one of the last shows Gary was able to attend. Jeff had just self-published *An Angler's Guide to the Oregon Cascades*. A massive undertaking for a young guy. Gary and I had quite a discussion about Jeff's future and how his Cascades title was an incredible achievement. I have been waiting and wondering. I bet this is a new author we see more of in the future.

softcover; 8 1/2 x 11; 128 pages

(#B4431)

Price -- \$19.95

IN JANUARY . . .

Trout Stream Insects of New Zealand

How to Imitate and Use Them

by Norman Marsh

Travel and fly-fishing go hand in hand. New Zealand is a popular destination for our Book Mailer customers. The web site, www.thebookmailer.com, has many selections for destination travel. But while I can think of several titles "about where", this is one title that deals specifically with New Zealand's insects. Author Norman Marsh is well acquainted with New Zealand hatches, he has fished there for over forty years.

Trout Stream Insects includes analysis on trout stomach content, tying materials, and the process of tying effective imitations specific to New Zealand. There are some unfamiliar patterns here but I suspect they may be applicable in the U.S. also. Whether you are planning a return trip or a first, this is definitely one title that should be thoroughly read and digested.

hardcover, 8 1/2 x 11 inches; 224 pages; 58 b&w photos; 130 color photos

(#B4430)

Price -- \$49.95

IN JANUARY! 2ND EDITION

Handbook of Hatches

Introductory Guide to the Foods Trout Eat & the Most Effective Flies to Match Them

by Dave Hughes

This popular reference work has been updated with full-color photos. Fishing success comes from making wise observations on the stream and acting on them right away. **Handbook of Hatches** is an understandable guide to approach and hatch matching. Dave focuses on shape, size, and color for choosing the best fly for your fishing situation. This handy little guide covers mayflies, caddisflies, stoneflies, midges, dragonflies, boatmen, alderflies, and hellgrammites. And now you get to see 164 of them in color-vision!

softcover; 5 1/2 x 8 1/4; 288 pages, 164 color photos

(#B4428)

Price -- \$21.95

Top Water Fly Fishing Alaska, the Last Frontier

by Troy Letherman and Tony Weaver

Top Water is a fishing book as immense in scope as the state it describes. Ten major gamefish species are covered that give species biology and life history and then provide fishing information as where to look for that fish, timing, tactics, fly theory, and gear requirements. Each chapter finishes with a thorough discussion of the species' range in Alaska with highlights on those rivers and drainages that will interest fly fishers.

Alaska is a dream fishing destination for anglers from around the world. **Top Water** does justice to those fantasies with more than 100 beautiful and informative full-color photographs. Full color maps offer quick reference for where to look and which fish you can expect to find there to have fun with.

hardcover; 10 1/5 x 8 3/4 inches; 295 pages; full color; 15 maps

(#B4422)

Price -- \$49.95

SHORT NOTE:

Limited editions have been printed on the following titles. We will be happy to get you one of these if we can. We have not assigned item numbers, so please call or e-mail us if you're interested. We are only listing the titles and the prices!

1-800-874-4171 or comments@thebookmailer.com

LIMITED EDITIONS

Western Mayflies	Price -- \$125.00
Deer-Hair Fly-Tying Guidebook	\$40.00
Rod Crafting	\$150.00
Woolly Wisdom	\$125.00
Building Classic Salmon Flies	\$120.00
Innovative Flies and Techniques	\$125.00

Tying Small Flies

by Ed Engle
foreword by John Gierach

Small flies, basically those smaller than a size 16, aren't as difficult as you might think. Realistically one can't tie a lot of material on a hook that small. Once you know the techniques, with today's new, less bulky materials, you may find yourself enamored by the simplicity of small flies. Fish like them and with a small fly, there's not much between you and that fish when it comes time to reel him in.

Highly Recommended

hardcover; 7-1/4 x 9 1/8; 300 color photos; 240 pages

(#B4334)

Price -- \$34.95

NEW!!

**The Orvis Ultimate Book of Fly Fishing
Secrets from the Orvis Experts**

Okay, if you could see my database of books you would come to appreciate how many "Ultimate" books on fly fishing exist. Orvis does a great job with their books and this one is no exception. The Orvis experts imparting wisdom: John Shewey, Lou Tabory, Tom Rosenbauer, Jim Lepage, Bill Tapply (personal favorite!), Tom Deck, and Matt Supinski. Each contributor is an expert on their field. This "Ultimate" title covers fresh water, salt, flats, and warm water fishing. There is a little bit of everything here and the large format and color photos and drawings present a great selection for the beginner as well as the more learned angler. (#B4425) hardcover; 352 pages **Price -- \$40.00**



NEW FOR US TOO! AVAILABLE NOW

Cane Rods: Tips and Tapers
by Ray Gould

Here are two titles we think are worth talking about. **Cane Rods** is an aid for those who pursue the art of cane-rod making or repairing. One of the very interesting aspects of this book is the section of nearly 300 rod tapers by many famous rod builders -- a selection has long been sought after by collectors.

But the book doesn't stop there—specific information and problem solving tips include: heat treating and moisture control; color toning; how to use and build equipment; ferrules; grips; rod wrapping; finishing and gluing; and tapers. Lots to interest the rod builder, repairer, and just about any angler who uses a rod.

(#B4432) softcover; 96 pages **Price -- \$29.95**



AND COMING IN JANUARY

Rod Crafting
A Colorful Pictorial History from 1843 to 1960
by Jeffery L. Hatton

So far I have learned there are three ages of rod-making (and that is just reading the description without yet seeing the book!). Want to know more about our primary tool? Start here, hours will fly by while you delve into this topic.

This is a unique, one-of-a-kind book that is a must for anyone interested in the history of our great sport and a collector of antique fishing tackle. Forty-nine beautiful rods are featured, each with description, history, and notable features.

(#B4433) spiral-softcover; 320 pages; color **Price -- \$45.00**



Trout Hunting: The Pursuit of Happiness
by Bob Wyatt

A challenging and thought-provoking book on all aspects of trout fly fishing. Wide ranging views on the activity of fly fishing, including a fresh look at the theory of selective trout and an examination on the intelligence of trout. **Trout Hunting** will challenge the way we go about meeting our wily, selective little and big friends.

(#B4396) hardcover; 224 pages **Price -- \$39.95**

FULL COLOR REPRINT!

Building Classic Salmon Flies

Ron Alcott; Edited by Arleigh D. Richardson III
Foreword by Dick Stewart

In the opening portion of the book, Alcott reviews the materials used throughout history to build featherwing salmon flies and recommends equally effective alternatives for those feathers that are from now-protected species. Also discussed are the clarification colors used by classic tyers and the recommended eighteen basic colors for today's tyers. Explore the varieties of tinsels, wing types, and proportions.

Eighty-one photographs with step-by-step tying instructions, plus dressings for thirty-two more. Sixteen brilliant color plates illustrate many of the most renowned classic flies, including a number designed by Alcott himself.

spiralbound; 7 x 10 inches; 216 pages

(#B4423) **Price -- \$29.95**



SMASH HIT!!!

Western Mayfly Hatches

by Dave Hughes & Rick Hafele

The insect, fly patterns, and the techniques. Insights into matching the hatch, collecting and observing mayflies, and recognizing the species and their stages. Of course you'll get great fly-tying techniques and methods of presentation -- more than 175 fly patterns are covered.

Dave and Rick don't put anything in print that isn't worth knowing. They are detailed, innovative, entertaining, and keyed into getting you knowledge that will directly effect your experience at the bench and on the water. We love it when these two get a book together.

~full color; 8 1/2 x 11 inches; 264 pages~

(#B4337) hardcover -- \$60.00 (#B4380) softcover -- \$39.95



NEW!! Blue Upright: The Flies of a Lifetime
by Steve Raymond

*"Tying flies need not be an art of perfection
when the only critic's that matter are the fish."
--How true, how true.*

For anyone who ties and fishes their own flies, this is great reading. Patterns you know, secret patterns you don't. Memories and skills enhance this unusual pattern book. I looked forward to this one! Great history and tips that will influence your imagination at the vise.

(#B4373) hardcover **Price -- \$22.95**



Rocky Mountain Trout Flies
by David Klausmeyer

Anglers travel far and wide to fish the great trout streams and rivers of the Rocky Mountains. These twenty postcards detail the recipes for trout flies like the Elk-Hair Caddis, the South Branch Chub, and A. K. Best's Green Drake. Each fly is selected to dependably fill out the angler's fly box.

(#B4424) softcover; 7 x 4 3/4; 42 pages **Price -- \$7.95**

Wow! Buy three or more books or other media and take a 10% discount on each title you order

CALL 1-800-874-4171 FOR THE BEST BOOKS AT THE BEST PRICES

NEW!!

Arctic Aurora

by John Holt

Imagine a land a dozen times the size of Montana, immense with inland seas, oceans of uncut forests, and a myriad of untamed rivers filled with huge northern pike, arctic grayling, and char. A land of rock and ice that lies beneath flickering northern lights, a place where grizzlies wander among isolated mountain ranges and polar bears roam among herds of caribou. This is Canada's far north, the place of Arctic Aurora.

John has made nine trips, covering some 50,000 miles exploring its magic. Through his words—sometimes lyrical & introspective, sometimes insightfully humorous—share in his adventures.

Recommended

hardcover; 6 x 9 inches; 60 color photos; 272 pages
(#B4426) Price --\$26.00

.....

AVAILABLE NOW!!

Deer-Hair Fly-Tying Guidebook

by Jack Pangburn

I don't know about you, but tying with deer hair was one of the more difficult techniques I struggled with in my tying class. Calf tail and deer hair were two materials I had to work hard at—and I can't say my results were acceptable.

Pangburn's book covers all the details. Stacking, wrapping, dubbing, wings, flared bucktail, spinning, and bundled bodies. There are 84 effective patterns and all the tips and techniques we need to be very successful with this material. Crisp photography, detailed illustrations, and informative text round out a great reference book for our tying library.

softcover; 8 1/2 x 11 inches; color photos, illustrations, 64 pages
(#B9712) Price --\$14.95

.....

A LITTLE GEM . . .

The Run to Gitche Gumee

by Robert F. Jones

Two boyhood friends, Ben and Harry, set off on a final adventure before Ben takes off for duty in Korea and Harry begins med school. They choose a canoe trip down the Firesteel River to Lake Superior, also know as Gitche Gumee. The book opens with this first adventure and concludes fifty years later with them recreating the same canoe trip—this time with the wisdom of years and the pains of the past informing their every paddlestroke.

Jones is a great writer. The visual is clear, the conversation's sharp and humorous. And boy, do these guys know how to catch fish. Some of the adventure may be just a little bit over the top, but isn't that what reading and entertainment is all about?

~~~~ Highly Anticipating the rest of the story ~~~~

(#B4438) softcover; 275 pages Price -- \$14.95

AVAILABLE IN FEBRUARY --

**Woolly Wisdom**

HOW TO TIE AND FISH  
WOOLLY WORMS, WOOLLY BUGGERS,  
AND THEIR FISH-CATCHING KIN

by Gary Soucie

Woolly patterns are so advantageous to us anglers. They are easy and inexpensive to tie and—they catch fish! **Woolly Wisdom** is an in-depth look at these effective fly patterns, both the tying and fishing aspects. The emphasis is on experimentation with tying in different styles and for various fish species in both fresh and salt water.

I know our local shop highly recommends a purple Woolly Bugger for our famed Missouri at certain times of the season, and that recommendation is a good one (personal experience!). This is a fun book that some anglers may think unnecessary, but if the pattern works so well, why shouldn't we spend some time taking a closer look at it? And what a great book for a beginning tyer and angler.

8 1/2 x 11 inches; all color; 170 pages  
(#B4434) spiral-softcover Price -- \$29.95

.....

A VERY SPECIAL TREAT!

DUE OUT MARCH/APRIL . . .

**Innovative Flies and Techniques**

by Al and Gretchen Beatty

We know Al and Gretchen well. We see their regular column, "At the Vise", in the *FFF Flyfisher Magazine*. Al is our **Danvise** (p. 18) "go-to" guy and Al and Gretchen both star in the **LaFontaine Originals Collection** (p. 12) So, it is only natural that we are excited to announce a new book by these two great friends.

The Beatty's worked on compiling the **Federation of Fly Fisher's Fly Pattern Encyclopedia** book a few years back. While they were detailing this work, they decided there just wasn't enough information to go along with all the fly patterns. Color plates and a dressing list just didn't impart enough about certain flies. But they were restricted in page space. Who could utilize a book so big that it couldn't be lifted? (Can you imagine what it would cost to ship?) So they started choosing select patterns to expand on and this is that collection.

Much more than a pattern book, Al and Gretchen are both very talented tyers with reams of knowledge about materials and techniques. This book gives us everything we need for tying simple but effective flies. It improves old patterns, adds new patterns, and creates imagination for designing and tying our own personal fish morsels. (see Al's personal comments on p. 15)

\*Highly Recommended ~ ~ A Must Have\*

8 1/2 x 11 inches; 200 pages; full color  
(#B4435) softcover Price -- \$39.95  
(#B4436) spiral-hardcover Price -- \$49.95

LIMITED EDITION (#B4437) Price -- \$125.00

IN  
THE  
SPOTLIGHT—

(just a regular guy—  
that we know and like)

**Bob Jacklin**

owner—outfitter—guide  
Jacklin's Fly Shop

Bob Jacklin is the longest standing outfitter and guide in West Yellowstone. He has owned his shop and guide service for 30 years now, and has been guiding out there since 1969. He is a world champion fly caster and a world renowned fly fisherman who travels all over the country giving presentations and classes on fishing and casting.

Bob's innovative fly patterns for western and eastern waters are known and fished by some of the finest fly fishermen in the world. An FFF certified "master caster", he gives free casting clinics all summer long, every Sunday night and is a great person, just loaded with integrity and charm. If you are ever in West Yellowstone during the fishing season, be sure and stop by Bob's shop to check out the schedule for his casting classes.

I attended one of his clinics here in Helena and was very impressed by Bob's relaxed manner and his warm and friendly presence. I would have loved to jump in and take a lesson, but there were so many people there that I thought it best to wait until another time. I knew each and every person there would benefit from Bob's teaching methods and I wanted them all to have a chance to experience his excitement and dedication to the sport of fly fishing.

This past year Bob was awarded the Man of the Year by the Federation of Fly Fisher's. This award is presented annually to that individual who has demonstrated unusual devotion to the FFF and through outstanding contributions, has helped promote the Federation as a national or international organization.

In 1968, Bob was one of only two demonstrating tyers at the Federation of Fly Fisher's conclave and he actually helped start the tradition of tying as part of the annual conclave. Bob is currently president of the Western Rocky Mountain Council of the FFF and has served on the City Council of West Yellowstone.

Throughout the winter Bob travels as the St. Croix Rod representative and teaches fly casting and fly tying all over the United States. If he is ever in your area, or you are in his, we highly encourage you to make a point of attending one of his seminars.

On October 23rd, 2004, Bob was inducted into the Fly Fishing Hall of Fame along with Gary LaFontaine. The Catskill Fly Fishing Center and Museum is proud to be the host and home to the Fly Fishing Hall of Fame. It was established to recognize those fly fishers who during their lives have made a major positive impact on fly fishing.

Bob and Gary are among some special company in The Hall of Fame joining twenty-eight other elite fly fishers. The other inductees to the 2004 Sixth Annual Fly Fishing Hall of Fame are: Helen Shaw, Don Zahner, James Leisenring, and Joan Stoliar.

Bob is the first individual from west of the Mississippi ever selected for induction.

Bob did a little ocean fishing while back east, one of twelve on the boat. He knew the fish were there, but nothing being thrown was interesting them. The guide said use a smaller fly, Bob put on a larger fly and caught the days only fish. Bob said it happens, he'll have a client who does the opposite of what Bob tells him to do and he catches fish too.

When it doubt—try something different.

Fly fishing media by Bob include: the book, **Fly Fishing the Yellowstone in the Park**, with Gary LaFontaine and the audio tape, **Fly Fishing the Upper Yellowstone in the Park** with Gary LaFontaine (both on p. 11).

\*\*\*\*

*And now we are very pleased to introduce you to Bob's newest works . . .*

**Introduction to Fly-Tying with Bob Jacklin**

(#D3692) DVD

Price -- \$24.95

**Bob Jacklin's Yellowstone Ties**

(#D3970) DVD

Price -- \$29.95

*(plus we have exciting, insider information, Bob is working on another book! We'll keep you posted!!!!)*

\*\*\*\*\*

—REVISED RELEASE DATES—

COMING NOW IN MARCH—

**Lefty's Favorite Fly-Fishing Waters**

by Lefty Kreh and Harry Middleton

Here are forty of Lefty's favorite fishing waters. Chosen from the hundreds of waters he has fished, these are his top picks. Each write-up has been checked out by a local fly-fishing shop or professional outfitter, who have added their own comments. This is a wide ranging travel book that makes the case that the U.S. has simply the best and most diverse fishing in the world.

(#B4415) softcover; 144 pages

Price -- \$14.95

IT'S **FINALLY HERE**—

**Fast Water Nymphing Techniques**

by John Tedesco

Nymph fishing is a specialized form of fly fishing. Here is a how-to book that addresses this specific niche in the fly-fishing world. Tedesco takes it one step further by instructing us how to nymph fish effectively in fast moving water year-round.

8 x 10 inches; b/w photos & drawings

(#B4413) softcover; 124 pages

Price -- \$21.95

## DVD's for tying up those perfect patterns and really getting to know what makes a great cast!

**NEW!!**

### **Bugs for Beginners** **An Introduction to Entomology** by Jay Buchner

Jay Buchner explores the variety of bugs that make up the trout diet. You will see both above and underwater, what these insects look like and learn their life cycle. The emphasis is on giving you a practical foundation in the entomology of mayflies, stoneflies, caddisflies, damsel, and dragonflies. Also included is a look at leeches and scuds.

You'll also see some of the patterns designed to match the real bugs. A good way to visually round out your fish food knowledge.

(#D9770) DVD; 60 minutes **Price --\$24.95**  
(#V9769) VHS; 60 minutes **Price --\$19.95**

**DUE OUT IN JANUARY . . .**

### **Tying Techniques of Bob Clouser and Lefty Kreh** **50 Years Behind the Vise**

Now on DVD—Clouser and Kreh combine their experience learned over the years. You'll learn proper handling of tying tools from scissors to rotary vises with simple, quick methods to help you tie more durable, better looking, and highly fishable flies. They also show you how to tie some of their favorite patterns (e.g. the Clouser Crawfish, the Woolly Bugger, Bend Back patterns, and their combination of a Lefty Deceiver and Clouser Minnow—the Half & Half.

(#D11985) DVD 160 minutes **Price -- \$29.95**

**NEW!!**

### **The Best of Lefty's Tips,** **Tactics, and Techniques for Fly Fishing**

Lefty demonstrates the ideas and techniques he has developed and written about over the years. Includes:

- ✓ selection and use of rods, reels, lines, and leaders
- ✓ inside Lefty's vest—the necessities
- ✓ testing for knot strength and hook sharpness
- ✓ coping with Mother Nature, wading tips, and how to take better fishing pictures
- ✓ selecting and using flies
- ✓ special techniques for casting, retrieving, and presentation

(#D3614) DVD 120 min. **Price -- \$29.95**

### **~ DVD SELECTIONS ~**

Basic Fly Tying with Marvin Nolte, 2 DVD set  
(#D3688) **Price -- \$34.95**

Lefty Kreh on Fly Casting (#D3611) **Price -- \$29.95**

Lessons with Lefty (#D3685) **Price -- \$29.95**

Tying Flies for Spring Creeks with Mike Lawson  
(#D3681) **Price -- \$19.95**

Tying Flies with Jack Dennis and Friends  
Vol 1 (#D3686) Vol 2 (#D3687) **Price -- \$19.95 each**

Fly Tying Basics and Materials  
with Jack Dennis & Scott Sanchez (#D3610) **Price -- \$29.95**

Fly Fishing Trout Streams: Dry Fly and Nymphing Fundamentals  
with Maggie Marrison (#D3612) **Price -- \$24.95**

Dynamics of Fly Casting with Joan Wulff  
(#D759) **Price -- \$24.95**

**NEW!** Streamer Fishing for Trophy Trout with Kelly Galloup  
(#D3613) 2 DVD set **Price -- \$34.95**

**GREAT INSTRUCTION!**

### **Successful Fly Fishing Strategies** with Gary LaFontaine and Dick Sharon (and Chester, the dog-face boy)

The two volumes show different waters and different situations. With Dick Sharon concentrating on nymphing techniques and Gary concentrating on dry fly techniques, they hit both famous and unknown waters to demonstrate their favorite methods and patterns. The result is a lot of fun -- and a tremendous learning experience for the viewer. These videos are about tactics. Each one shows different techniques on different water types.

(#D4181) DVD; 100 minutes **Price -- \$29.95**  
(#V492) VHS; 100 minutes **Price -- \$29.95**

\*\*\*\*\*

### **Fishing and Tying Caddisflies** with Gary LaFontaine and friends

Still hot! This has sold tremendously well to our customers — and just as important, they have written or called to say how much they enjoyed the whole package of instructional information.

This video is the best way to learn how to tie all of the patterns in **Caddisflies**.

(#D3683) DVD; 120 minutes **Price -- \$19.95**  
(#V130) VHS; 120 minutes **Price -- \$19.95**

\*\*\*\*\*

### **Fishing and Tying Attractors** with Gary LaFontaine and friends (and his wonder dog, Chester)

All fishing sequences were filmed on the Green River in Utah and no one noticed the gale winds. But the wild air does show up on the audio of the tape – it sounds like a wind tunnel. It wasn't the intention in **Fishing and Tying Attractors**, but the video ends up being excellent instruction on how to cope with windy situations. This video features – all fine dry fly attractors from **Dry Fly New Angles**.

(#D3682) DVD; 90 minutes **Price -- \$19.95**  
(#V133) VHS; 90 minutes **Price -- \$19.95**

\*\*\*\*\*

**WE GET SUGGESTIONS FROM OUR CUSTOMERS . . .**

### **LaFontaine DVD Combo Collection**

Three DVD's - *Fishing and Tying Caddisflies*, *Fishing and Tying Attractors* and *Successful Fly Fishing Strategies*. All the great fly patterns from *Caddisflies* and *Dry Fly New Angles* (p. 11). Plus all fun that Gary and Dick Sharon had while putting together *Successful Fly Fishing Strategies*, which is all about technique. Patterns, tactics and great entertainment, all in one great collection!

(#D3695) 3 DVDs, 310 minutes **Price -- \$59.95**  
\*\*10% discount does not apply to this collection\*\*

**AND FOR THE VERY END OF YOUR TIPPET--**

### **BT's Float-EZY**

Simply the best fly floatant available. Like other floatants it floats the fly very well but it has two additional unique properties. It does not melt on a hot day and is still quite usable on a cool fall morning. Below 38 degrees it gets fairly stiff. But then, so do we.

(#C3035) **Price -- \$3.95**



Wow! Buy three or more books or other media and take a 10% discount on each title you order

VISIT [www.thebookmailer.com](http://www.thebookmailer.com) FOR EVERY FLY-FISHING TITLE IN PRINT

**SPRING BOOK MAILER SMASH HIT!!**

**Trout Hunter** by René Harrop

The *House of Harrop* turns out the finest flies in the world because that is what René chose to do. This collection of stories represents some how-to and much of the philosophy behind the man. Each article is an affectionate account covering six decades of fly fishing. "This book will teach you about fly tying and fly fishing. But mostly, it will show you what it means to be a true trout hunter." Just think what we will know after sixty years of angling, but we'll never tell it as well as René Harrop. Tie up with the *House of Harrop* and become an even better angler.

hardcover; 9 x 11 inches 224 pages; full-color

(#B4300) **Price -- \$44.95**

*LIMITED EDITION*— Price \$400.00

**Two Centuries of Soft-Hackled Flies**

by Sylvester Nemes

Researching over forty sources, Nemes follows the development of the soft-hackled fly through the past two centuries. If you are at all particular to soft-hackled flies, this is a perfect fit for your angling library. 162 patterns and the best fishing advice you can find.

hardcover: 6 x 9; 100 color photos; 188 pages

(#B4335) **Price -- \$34.95**

—*LIMITED EDITION*— Sylvester usually does his own limited editions and *Two Centuries*, is not an exception. He had fifty copies bound in blue leather and has added a page at the front of the book. On that page are four actual flies tied by Sylvester himself. Now when you look at the price on this one—please be seated. No head injuries allowed due to fainting . . .

(#B4362) *LIMITED EDITION*— Price \$375.00

Sylvester also has two available of a four set L.E.: *The Soft Hackled Fly, Soft Hackled Fly Addict, Spinners, and Soft Hackled Fly Imitations*. The complete set of all four books is \$800.00. Call 1-800-874-4171 to order.

**SMASH HIT— Spring Creeks** by Mike Lawson

A complete look at fly fishing spring creeks and tailwaters. Mike uses first-hand knowledge of waters he's fished throughout the U.S. and around the world to illustrate the most effective patterns and techniques to imitate mayflies, caddisflies, midge, crane flies and terrestrials—based upon his personal observation and tying experience. Practical and proven advice on locating, stalking, playing, and landing trout. Tactics for fishing dry flies, streamers, wet flies, and nymphs.

260 color photos; 100 illus; 8 1/2 x 11 inches; 304 pages

(#B4290) **Price -- \$59.95**

**SCHOLLMAYER & LEESON - TOGETHER AGAIN**

**Tying Emergers**

by Jim Schollmeyer and Ted Leeson

Two of fly fishing's most well respected writers collaborate once again, discussing emergers. Emergence is a behavior, and it puts the tyer in a challenging and rather unusual position—not that of imitating a fixed and recognizable form of the insect—but rather of representing a process. Covered is emerger design and materials, basic and specialized tying techniques, and the fly patterns. Well-written text and superb photography. Full color, 344 pages.

(#B4368) spiral, hardcover **Price --\$60.00**

(#B4340) flex-bind, softcover **Price --\$45.00**

**— — The Gierach's — —**

This is Gierach's entire collection. We've added a couple of his older titles -- so if your collection is missing one, better grab it while it's still in print!

**Fly Fishing the High Country** (#B351) soft -- \$16.95

**At the Grave of the Unknown Fisherman** (#B4349) soft-- \$13.00

**Fishing Bamboo** (#B639) soft -- \$14.95

**Trout Bum** (#B309) hard -- \$25.00

**Dances with Trout** (#B308) soft -- \$12.00

**Death, Taxes and Leaky Waders** (#B4061) soft -- \$14.00

**Sex, Death and Fly Fishing** (#B383) soft-- \$13.00

**Standing in a River Waving a Stick** (#B849) soft -- \$13.00

**Where the Trout Are as Long as Your Leg** (#B599) hard -- \$19.95

**Good Flies** (#B4143) soft -- \$14.95

**Even Brook Trout Get the Blues** (#B332) soft -- \$13.00

**Fly Fishing Small Streams** (#B537) soft -- \$16.95

**Another Lousy Day in Paradise** (#B659) soft -- \$13.00

**A View From Rat Lake** (#B4257) soft -- \$12.00

~~~~~  
AND COMING THIS SPRING . . .

— BRAND NEW GIERACH! —

Still Life with Brook Trout

by John Gierach

(#B4420) hardcover — *PRE-ORDERS WELCOME!* **Price --\$23.00**

excerpt to tease you . . .

"Imagining the first human to conceive of this," Gierach writes. "He'd have dipped a hook in the water and plucked out a fish. People wouldn't have believed him, so he'd have shown them and it would have seemed like magic. Some days it still does."

Still Life With Brook Trout is due from the publisher in April. We are taking pre-orders, and will do our best have autographed copies available. Simon & Schuster publishes all of John's books these days and they are a big publisher, but we will plead and beg and cajole, just for all of you. Get excited, we love it when John has a new book!

~~~~~  
**TIDBITS --**

The Montana State Department of Fish and Wildlife is advising hikers, hunters and fishermen to take extra precautions and keep alert for grizzly bear while in Yellowstone Park and surrounding areas.

They advise people to wear low noise-producing devices such as little bells on their clothing to alert but not startle the grizzly bears unexpectedly.

They also advise carrying pepper spray in case of an encounter with an grizzly bear.

It is also a good idea to watch for fresh signs of grizzly activity -- People should recognize the difference between small, young grizzly and large, adult grizzly droppings.

Young droppings are smaller and contain fish bones, possibly bird feathers, and small mammal fur.

Adult grizzly droppings have little bells in them and smell like pepper spray.

**The LaFontaine collection of books. From beginning to end, there are no limits to these ideas and concepts that have become standard in the industry. Don't miss what one man's writing can do for your fly fishing success.**

Winner of the 1993 United Fly Tyers Book of the Year Award ~

### **Trout Flies – Proven Patterns**

by Gary LaFontaine

**Trout Flies** is a close look at the twenty years of research and innovation that created the 62 new flies in this book. Nymphs, wets, streamers, emergers, and dries are all shown here. There are tying instructions for each pattern. A lead-in explains why and how each fly works and in what specific situations, and there is an entry from Gary's fishing log. These entries specify valuable information on how the fly is used and doesn't forget the fact that fly fishing is fun.

Hardcover, 8 1/2 x 11 format, 280 pages, fully illustrated tying steps for 62 original flies, black & white photographs, and color plates

(#B122) hardcover

Price -- \$39.95

*These are the last hardcover copies.  
When they're gone, they're gone.*

.....

Winner of the 1990 United Fly Tyers Book of the Year Award

Winner of the 1991 Arnold Gingrich Memorial Award ~

### **The Dry Fly – New Angles**

by Gary LaFontaine

The premise of **The Dry Fly** is simple -- if you understand the Theory of Imitation and Attraction you'll know how to choose the best fly anytime and anywhere. This work is the foundation of how to fly fish. It's the first serious book the beginning fly fisherman should read -- and in many ways its the last serious book the advanced fly fisherman should read. The fact that it's a tremendous amount of fun is just a bonus -- it's a "can't put down" page-turner.

Softcover, 8 1/2 x 11 format, 308 pages, illustrations, black & white photographs, and color plates

(#B160) softcover

Price -- \$29.95

*Some people's idea of heaven  
may be streets paved with gold,  
but for me,  
if those streets aren't lined with books,  
there is something missing.  
-- Gary LaFontaine*

~~~~~

"River Rap" Guidebooks and Audio Tapes

Now there is a definitive guide series to unlocking the secrets of these revered rivers. The authors have lived and guided on these waters and know them as few others do. This is the next best thing to having them at your shoulder when fishing.

The audio tapes were derived from several hours of taped conversation between each author and Gary. The books have been augmented with updated information, maps, hatch charts, popular fly listings, fly photos, and pattern recipes. They cover everything from tactics for different seasons on each river, species of fish, key hatches and how to fish them, to specific pools, reaches, and runs. If you plan to visit these areas, take the book and the audio tape. They will make your visit a more enjoyable one. If you're not planning a visit, get one anyway, and you will want to pack up and go.

Fly Fishing the Beaverkill

by Eric Peper and Gary LaFontaine

Book (#B853) Price -- \$12.95 Audio Tape (#A104) Price -- \$13.95

Fly Fishing the Henry's Fork

by Mike Lawson and Gary LaFontaine

Book (#B927) Price -- \$16.95 Audio Tape (#A105) Price -- \$13.95

Fly Fishing the Madison

by Craig Mathews and Gary LaFontaine

Book (#B974) Price -- \$16.95 Audio Tape (#A107) Price -- \$13.95

Fly Fishing the Yellowstone in Yellowstone Park

by Bob Jacklin and Gary LaFontaine

Book (#B940) Price -- \$16.95 Audio Tape (#A110) Price -- \$13.95

more "River Rap" Audio Tapes ~ Fly Fishing the . . .

~ **Yellowstone in Montana** with John Bailey (#A109) ~ **Housatonic** with Dale Spartas (#A106) ~ **Wolf** with Wayne Anderson (#A111) ~ 90-min. each with a booklet that contains a map, pattern list, hatch chart, and comments. Price -- \$13.95 each

LaFontaine Originals Video & DVD Series



You've asked for them, you've waited patiently. And— they're finally here! Al Beatty took on a big summer project. He bought a DVD recorder, studied a few instructional books, and although he admits to being a "newbie" at it -- we have success. For your viewing pleasure —DVDs!! See page 6 for Al and Gretchen's new book, *Innovative Flies & Techniques*.

The *Originals Series* is the best references on tying LaFontaine patterns. Not only do you have excellent tyers showing you the best methods to tie Gary's patterns, but you have Gary giving great commentary on each fly.

The great Utah fly tyer, Paul Stimpson and Al Beatty are the driving force behind these videos. These are LaFontaine patterns -- flies Gary tied hundreds of -- but Paul and Al are professionals and with Gary's guidance, they demonstrate the techniques and tricks for creating the magic that is a LaFontaine pattern.

The fly patterns are from Gary's books, **Trout Flies Proven Patterns** and **Fly Fishing the Mountain Lakes**. They also include newer patterns, developed after the publication of **Trout Flies**, that have never been shown before.

The videos are directed for the intermediate and advanced fly tyer, and are guaranteed not only to show Gary's best flies, but to make you a better fly tyer. Tips you can use for tying any pattern. Watch the Double Magic technique and discover the spin loop tool (p. 15).

As the experts tie, Gary divulges a tremendous amount of fishing information. As a group, this selection of fly patterns cover every situation of imitation and attraction for trout streams and lakes.

"Take a fine team of five fly tyers, all superb professionals, showing the fastest, most efficient ways to tie my patterns and you have a really special teaching tool with LaFontaine Originals -- Volume V," remarked Gary when this one came out.

the Beginning!

LaFontaine Originals -- Volume I

by Paul & Char Stimpson and Al & Gretchen Beatty

- Aft Sparkle • Beadhead Marabou Worm • Beadhead Twist Nymph
 - Deer Hair Woolly • Diving BWO Egg-Layer
 - Diving Water Boatman • Duck Butt Dun • EZ2C Caddis
 - Halo Mayfly Emerger • Improved Buzz Ball • Lady Heather
 - Plain Jane • Tear Drop Nymph • Were Wulff

90 minutes (#V966) **Video** (#D3966) **DVD**
Price -- \$19.95 each

the Incredible Sequel!

LaFontaine Originals -- Volume II

by Paul & Char Stimpson and Al & Gretchen Beatty

- Creature • Cricket • Double Caterpillar • Drop Nose Minnow
- Enchanted Prince • Firecracker • Flex-Hopper • Floating Damsel Nymph
- Natural Drift Stonefly • Pheasant Tail Twist Nymph • Slider

90 minutes (#V967) **Video** (#D3967) **DVD**
Price -- \$19.95 each

hot Follow Up!

LaFontaine Originals -- Volume III

by Paul & Char Stimpson and Al & Gretchen Beatty

- Black June • Bread • Clear Wing Spinner • Diving Egg-Laying Midge
- Drowned Trico • Flex-Damsel • Foam Ant • Foam Spider
 - Marabou Single Egg • Mess • Occasion • Shroud

93 minutes (#V969) **Video** (#D3969) **DVD**
Price -- \$19.95 each

really effective fish-catching patterns!

LaFontaine Originals -- Volume IV

by Paul & Char Stimpson and Al & Gretchen Beatty with Heather LaFontaine-Ellison

- Antron Serendipity • EZ2C Mayfly • Dancing Caddis
- Drunken Sailor • Enchanted Royal Double Wing • Flame Thrower
- Fluttering Stone • Hair Sucker • Missouri River Sow Bug
 - Rollover Scud • Variegated Midge Larva

93 minutes (#V150) **Video** (#D3150) **DVD**
Price -- \$19.95 each

killer Patterns!

LaFontaine Originals -- Volume V

by Paul & Char Stimpson and Al & Gretchen Beatty with Heather LaFontaine Ellison

- Antron Parachute • Blackfly Larva • Bristle Leech • EZ2C Midge
- EZ2C Stonefly • Flex-Sculpin • Floating Caddis Larva • Halo Midge Emerger
- House Fly • Ghost Wing Were Wulff • Gray Coughlin

95 minutes (#V151) **Video** (#D3151) **DVD**
Price -- \$19.95 each

flies!

LaFontaine Originals -- Volume VI

by Paul and Char Stimpson, Al and Gretchen Beatty, with Heather LaFontaine Ellison, and comments by Gary

- Antron Flashback • Beadhead Deep Sparkle Pupa • Black-eyed Sparkling Hares Ear
- Deer Hair Hornet • Double Magic Soft Hackle • Flex Hex • Flex Muddler • Foam Beetle • Flying Ant • Foam Inch Worm, Improved
- Snow Stone • Stub Wing Buck Tail

120 minutes (#V152) **Video** (#D3152) **DVD**
Price -- \$19.95 each

the Rest of the Patterns!

LaFontaine Originals -- Volume VII

by Paul & Char Stimpson and Al & Gretchen Beatty with Heather LaFontaine Ellison

- Antron Bivisible • Cat's Ear • Cone • Cone Head Enchanted Mohair Leech
- Cranefly Larva • Floating Flex Crayfish • Peacock Bugger • Silver Bicolor • Sparkling Hares Ear • Spruce Moth • Twist Nymph (crested)
- White Deer Hair Moth

90 minutes (#V153) **Video** (#D3153) **DVD**
Price -- \$19.95 each

all the Patterns! **LaFontaine Originals Collection**

All seven of the **LaFontaine Originals** series.
The complete set of Gary's adventure with flies~

all 7 volumes (#V154) **Video** (#V3160) **DVD**
Price -- \$125.00 each

Fly-tying class revelation~ not all fly tying materials are created equal.

We have been very choosy, offering only good, quality materials that have been researched and tested. (I can do that now!)

For actual colors, be sure to check out the website-- www.thebookmailer.com

Uni-Products Tying Thread

A limited time offer bonus — *Uni-Products* has put together a small booklet, "How to Choose & Use Fly-Tying Thread". I was really interested since I had just began the journey of breaking thread as I painstakingly tied perfect fish morsels. So many choices—color, diameter, waxed, unwaxed, polyester, nylon... Would this ever make sense? I just wanted to learn how to tie a LaFontaine fly, was it really that complicated???

Short answer: Yes and No. Yes, because there are a lot of products out there and they all serve a purpose. No, because I know enough tyers to be able to solicit opinions and they have the background knowledge to direct our choices.

Uni-Products has been a great company to work with since we started carrying **Uni-Glo** (p. 17) back at the turn of the century. Their products have held up well and demand has been consistent. And since my instructor whole-heartily endorsed **Uni-Thread** and Paul Stimpson uses this for his tying, I was confident this was the company to start with. And just as we were looking to make this great addition to *the Book Mailer*, along came this offer from *Uni-Products*. With every combo pack of thread, we will include the unique booklet, **FREE!** "How to Choose & Use Fly Tying Thread". A 48-page booklet explaining everything from thread construction, thread materials, the new Denier method for establishing thread size to Bobbins, Thread Operations, Ribs, Hackles, Spinning Hair and just a whole lot of concise, illustrated tips about thread and fly construction. It really made 2 + 2 = 4 for me, and even if you have tied for a very long time, you will find this handy little guide useful. Remember, knowledge is power and *Uni-Products* has made this very easy for us.

Uni-Products Thread – Combo Packs

20 SPOOLS PER COMBO PACK

6/0 Uni-Thread (#M3221) 200 yard spools **Price** -- \$38.00

COLORS: brown, red, gray, dark brown, light cahill, tan, yellow, white (2) light blue, wine, olive, orange, iron gray, chartreuse (2), black (2), pink, green

8/0 Uni-Thread (#M3222) 200 yard spools **Price**-- \$38.00

COLORS: pink, orange, black, camel, purple, yellow, green, white, fire orange, red, rusty dun, chartreuse, olive dun, olive, tan, rusty brown, iron gray, gray, dark brown, light cahill

As a new tyer, one of the common problems we seem to have to endure is breaking our thread. Usually at a crucial moment. I did one class with a 3/0 thread and was promptly "upgraded" to 6/0 the next class. I have been tying consistently with **Uni-Thread**. Practice, practice, practice. I use the 6/0 and 8/0 and I really, very rarely, manage to break my thread. Used a 3/0 due to color selection the other day and thought, "OH, how heavy and awkward." This is good stuff.

THOUGHTS FOR THE DAY . . .

There is a very fine line between "hobby" and "mental illness."
(*we think you guys will appreciate this little quote!*)

Uni-Products Thread – Single Spools

3/0 Uni-Thread 100 yard spools **Price** -- \$1.75 each

Olive (#M3092), Black (#M3093), Camel-brown (#M3094)
Red (#M3095), Gray (#M3096), Tan (#M3097)

6/0 Uni-Thread 200 yard spools **Price** -- \$2.25 each

Olive (#M6092), Black (#M6093), Camel-brown (#M6094)
Red (#M6095), Gray (#M6096), Tan (#M6097)

8/0 Uni-Thread 200 yard spools **Price** -- \$2.25 each

Olive (#M8092), Black (#M8093), Camel-brown (#M8094),
Red (#M8095), Gray (#M8096), Tan (#M8097)

And, lets not forget the wire . . .

Uni-French Wire

UNI-French is a very high quality metallic wire exclusive to *UNI-Products*. This tinsel is varnished so it will not tarnish.

Gold

small (#M3223), medium (#M3224), large (#M3225)

Silver

small (#M3226), medium (#M3227), large (#M3228)

Copper

small (#M3229), medium (#M3230), large (#M3231)

Price -- \$2.65 each

BT's Fly Tying Wax

This is the finest fly tying wax since the long-gone Ovington's Fly Tying Wax. It *stays* soft ~ it *stays* on the thread ~ it *grabs* the short-fibered Touch Dubbing and *makes* a beautifully fuzzy and sparse body.

Match the color of your thread to the color of the Touch Dubbing ~ run BT's Wax up and down the thread once ~ and touch dub to your heart's content.

(#W425) BT's "**Regular**" Tacky Wax **Price** -- \$ 4.95

For size 12 and under. Not quite as "tacky" or stiff as the Super Tacky Wax. A great mix for those smaller ties.

(#W276) BT's "**Super**" Tacky Wax **Price** -- \$4.95
(for size 10 and over)

On the Fly Guide to...

Idaho, Montana, & N. Wyoming by Chuck Robbins
(#B4347) softcover, 500 pages, 100 maps **Price** -- \$26.95

Northwest Oregon & Washington by John Shewey
(#B4010) softcover, 300 pages **Price** -- \$26.95

The *On the Fly Guides* and the *Flyfisher's Guides* are all published by Wilderness Adventures in Belgrade, MT.

They are brimming with information and the lay-flat binding makes them excellent traveling companions.

GADGETS, new and useful! Introducing the *ProCaddi*.

"A well thought out solution to organizing a surprising amount of fly-tying clutter."




A great organizer and space saver!!!

A **ProCaddi**. *Fly-tying furniture*. Use this at home or on the stream. I picked up my loaded caddi, dropped it in a box, put it in my car and away I went. The ProCaddi went to class, into the condo and even went to the river with me. I was always ready for whatever I needed and I never lost a bead, tool or hook. This is a great organizer that is set up and ready to use at all times—and it never takes time off!

With every class my collection of materials and tools grew and soon they were scattered everywhere in my living room. This gadget went right to work. The **ProCaddi** is just under 11-inches tall (vise height), the bottom plate is 8.75" round, and the top plate is 5.6" round. Both bottom and top plates spin independently of each other. The **ProCaddi** is made of high density polyethylene, much like the **Danvise**. Actually it makes an attractive accessory for the **Danvise**.

This is a new item to us and the fly fishing industry. The top circular tray holds hanks of fly tying materials and your tools. The bottom plate holds thread and has four trays for holding just about anything you want it to. Hooks, beads, weights, eyes . . . the list goes on. There are two models to choose from depending on your fly tying needs.



ProCaddi Model #18 (#M3116) **Price** -- \$49.95

Holds 18 hanks of fly tying materials with slots and holes to hold all your tools. Bottom plate accommodates 18 spools of thread and 4 holding trays (or 4 ProCups)

ProCaddi Model #9 (#3117) **Price** -- \$49.95

Holds 9 hanks of fly tying materials, 9 hooks for drying or safe keeping of flies, slots and holes for all your tools. The Bottom plate accommodates 8 spools of thread with 4 holding trays (or 4 ProCups)

ProCups (#M3118) one size fits all **Price** -- \$15.00 each

You can accessorize your **ProCaddi** with **ProCups**. These are solid aluminum cups, heavy enough not to tip yet stackable. On the bottom of each cup in an O-ring so the cup will not slide or mark the table surface. Gripping ribs tooled on the outside of the cups makes them easy to pick up. These are colorful, upscale, and very nice.

Daiichi Hooks

When I started tying, my instructor, Nick Ludlow of *Cross Currents*, started me out on *Daiichi* hooks. I love the mini barb— it's small size is justified by the overall strength of the hook. I've never had a snag, weak hook, or an eye that is off-kilter.

When I researched who was on the PRO Staff at Daiichi, I found names I knew and trusted—Denny Rickards, Bruce Staples, John Gierach, Steve Probasco, Ed Engle, Skip Morris, Boyd Pfeiffer, Charlie Meck . . . the list goes on. And, as the saying goes, "if it ain't broke, don't fix it."

More and more dealers are selling *Daiichi* hooks and they are selling flies tied on *Daiichi* hooks, here are a few reasons why:

- ✓ High carbon steel for superb strength and long point life. If you bend one of these hooks, and it happens to be the only fly pattern you have that's catching fish, you can actually bend the hook back into place and continue catching fish for the rest of the day-
- ✓ Chemically deburred needle point assuring correct shape and ultra-fine sharpness
- ✓ Hardened and tempered to an exacting formula
- ✓ Advanced "low profile" barb design
- ✓ Multiple finishes evenly and smoothly applied
- ✓ Precision tooled "true" to the design at the eye, bend, gape and barb.

DRY FLY HOOKS

1100 series – sizes 16, 18, 20, 22

Model perfect bend, oversized down-eye, 1X-fine wire, mini barb. Bronze finish. Uses: Standard Dry Flies.

1180 series – sizes 8, 10, 12, 14, 16, 18

Round bend, down-eye, standard wire, standard strength, mini-barb. Bronze finish. Uses: Traditional Dry Flies.

1190 series – sizes 10, 12, 14, 16, 18, 20, 22, 24

Round bend, down-eye, standard wire, standard strength, barbless. Bronze finish. Uses: Traditional Dry Flies.

1280 series – sizes 8, 10, 12, 14, 16

Round bend, down-eye, 1X-fine wire. 2X-long shank, mini-barb. Bronze finish. Uses: Stoneflies, Hoppers, Damselflies, Long Bodied

NYPH HOOKS

1560 series – sizes 10, 12, 14, 16, 18

Sproat bend, down-eye, 1X-heavy wire, 1X-long shank. Bronze finish. Uses: Wet Flies, Traditional Nymphs.

1710 series- sizes 6, 8, 10, 12, 14, 16, 18

Round bend, down-eye, 1X-heavy wire, 2X-long shank, forged. Bronze finish. Uses: Wet Flies, Standard Nymphs, Muddlers, Hoppers.

Daiichi Hooks (#Hseries-size) 25 per pack **Price** -- \$4.75

Please order by item #: example #H1100-18

Daiichi Hook Sampler

This is a six compartment hook box with flip lids containing 10 each of *Daiichi's* most popular hook styles:

- 1180-size 14 Dry Fly • 1100-size 18 Midge
- 1710-size 14 2X-long Nymph • 2220-size 8 4X-long Streamer
- 1720-size 10 3X-long Bugger • 1560-size 12 Wet Fly

(#H-sampler) **Price** -- \$7.95

A total of 60 hooks for 6 different types of fly patterns. A great value (retail is over \$28.00). This is a perfect set-up for someone new to tying or someone wanting to try the great *Daiichi* hooks.

(see p. 22 for *Daiichi* Multi-Packs)

~ Innovative Tools for tying LaFontaine Patterns and wonderful gadgets just because you like them! ~
 — visit www.thebookmailer.com for full-color photos of all our tying tools —

Wasatch Tools

Since 1994, **Wasatch** has been manufacturing high quality fly tying tools. A small family-owned business in Oregon, **Wasatch** boasts a complete line of cocobolo handled tools. All tools have gold accents and are made from the best materials available. They manufacture their tools in Oregon and Utah and each tool is guaranteed for the life of the original owner. We have selected basic tools for this introduction to the Book Mailer and welcome your input for our future expansion.

Cocobolo wood comes from Central American rainforests and is considered endangered. **Wasatch** uses a cocobolo substitute in order to not further threaten this species. American birch is dyed, stabilized and compressed to make it about twice as dense as normal. This process provides a material that can't be distinguished from the endangered variety, but won't darken with age and is very, very strong. Also very comfortable in your hands.

Whip Finisher, standard (#T3235)	Price -- \$12.95
Hackle Pliers, revolving (#T3236)	\$12.95
Bodkin/Half Hitch (#T3237)	\$7.95
Dubbing Brush, standard (#T3238)	\$9.95
Dubbing Picker, standard (#T3239)	\$7.95
Dubbing Picker, midge (#T3240)	\$7.95
Loop Bobbin Threader (#T3241)	\$6.95
Hair Stacker, large (#T3242)	\$16.95
Hair Stacker, small (#T3243)	\$16.95
Bob Jacklin's Wood Turbo Shepherd's Hook (#T3244)	\$23.95
Wood Trim Bobbin, standard (#T3245)	\$12.95
Fur Rake (#T3246)	\$9.95
Springo Whip Finisher (#T3249)	\$16.95
Fur Comb, small (#T3247)	\$12.95
Fur Comb, large (#T3248)	\$12.95

Fur Combs are the same as our Mini-comb and the Heavier Metal comb (see next column) The main difference is that they sport longer wooden handles. A very nice feature for as much time as my hands are spending with these little "do-dads!"

I would like to highlight a couple of the tools that I have been using recently. One is the **Springo Whip Finisher**. This is a basic whip finisher with a slightly longer span where the thread wraps. Underneath, on the bottom span (where the finisher is usually solid) is a small spring. This spring allows for some give when you're pulling out of your whip finish. I get a really nice sense of control and my final pull out is very smooth and easy.

TIDBITS ABOUT INNOVATIVE FLIES AND TECHNIQUES (p. 6) —

Have you ever wandered through a fly tying demonstration like a Federation of Fly Fisher's Conclave and observed a really neat technique presented by one of the tiers? You know what I mean, the kind of tip or trick that has you slapping you forehead with the palm of you hand saying, "Why didn't I think of that!" Well my friends that is what this book is all about, neat fly tying ideas. Some of the ideas are very simple and you may wonder why Gretchen and I included them. When Gretchen and I edited the *Fly Pattern Encyclopedia* it soon became evident there were many flies featured that really needed more explanation than a single photograph and recipe could provide. Long before that book was complete we had decided to write a follow-up volume explaining some of the more complex flies in a step-by-step format. During the two years we spent on this project many fly tiers approached us with some really neat ideas or techniques that we decided to include as well. There is a wide range of ideas presented within these pages and it's your job to bring them into the real world at your fly tying vise. So buy this book, turn to page one, and learn about **Innovative Flies and Techniques**. Just a few comments from Al himself . . .

The other tool I have come to really appreciate is **Bob Jacklin's Turbo Shepherd's Hook**. This was developed by Dean Childs of *Wasatch* and Bob Jacklin. This is a small shepherd hook that spins independently of its handle. Created for spinning dubbing, much like the **True Spin Loop Tool**. However, this little gem, twirls heavier dubbing so evenly and precisely, you can create a segmented body that requires literally no ribbing. I have been using it on **Twist Nymphs**. I tie in an ostrich or peacock herl, create a dubbing loop using the tool, spin my herl a couple of times at the base of the loop and twirl together. I have never seen a tool or used a method that spins the materials so evenly all the way back to my hook. Sweet, very sweet!

An item everyone asks for after watching Gary's tying videos

Fine-Toothed Metal Comb

For forming a fully-spread, loose overbody for the Deep Sparkle Pupa and the Emergent Sparkle Pupa is **combing** out the plies of yarn before tying them down. Also used for combing out deer/elk hair (#C265) Fine-Toothed Metal Comb **Price -- \$12.00**

*Also available... **Heavier Metal Comb***

We feature a heavier metal-tooth comb for clearing the under-fuzz on deer hair, cleaning loose hairs from fur pieces, and combing out more than one ply of yarn.

"I keep one in my fly vest. It's handy for combing out floatant build-up from the strike indicator fly." --Bradley Bischoff (CO)
 (#C219) Heavier Metal Comb **Price -- \$8.00**

Hackle Nabbers™

No more holding the squeeze, let the slide lock do that job, you just guide the **Nabber** to perfectly tied hackle.
 (X301) Hackle Nabbers **Price -- \$18.95**

Bead Nabbers™

These tweezers have a small indent in the end to quickly and **easily** grasp the bead, and the slide-lock engages the bead so it slides onto the hook the first time and every time.
 (X300) Bead Nabbers **Price -- \$13.95**

True Spin Loop Tool

The one tool people always ask about is the "loop tool" they see Paul Stimpson using in the *LaFontaine Originals* series (p. 12). It seems simple enough -- it's short (so it doesn't drag on the table), heavy (so it twirls fast), and perfectly balanced (so it spins true).~
Ideal for the Double Magic technique for the **Twist Nymph**.~
 (#X286) True-Spin Loop Tool **Price -- \$12.95**

.....
Get hooked on LaFontaine patterns

~~ **Pre-Formed Tear Drop Nymph Hooks** ~~

This is a pre-formed hook, the body molded of heavy pewter in a hydrodynamic tear drop shape — the result is a fast-sinking hook for the great new attractor nymph!

It became so frustrating trying to find a flat, adhesive-backed lead tape to shape the Tear Drop Nymph that we started molding our hooks with non-toxic pewter. This made tying the Tear Drop Nymph so much faster that we have begun producing the pre-formed hooks in great enough quantities for our customers.

With this hook, our professional tyers can now tie the Tear Drop Nymph for our catalog. For the fly tyers in our audience we offer both the Uni-Glo material (see below) and the Pre-Formed Tear Drop Nymph Hooks. A word of warning — this pattern is going to become your favorite fast water fly.

Package of 10 Pre-Formed Tear Drop Nymph Hooks

with sample fly — Price -- \$9.00
 10 (#H256) 12 (#H257) 14 (#H258) 16 (#H259)

without sample fly — Price -- \$7.50
 10 (#H261) 12 (#H262) 14 (#H263) 16 (#H264)



~~ **Swedish Dry Fly Hooks** ~~

for the Dancing Caddis patterns

From **Partridge of Redditch**, these are the hooks used to tie all the **Dancing Caddis** patterns (as seen in **Caddisflies**). These hooks are modified sproat, down eye, wide gape, 2X long, 4X fine, forged bronze.

size 10 (#H3036)	size 12 (#H3037)	size 14 (#H3038)
	size 16 (#H3039)	size 18 (#H3040)
25 hooks per pack	Price -- \$12.50 per pack	



High Quality!

Beads in Bulk!

No tyer who produces flies in any number can afford to go into the fly shop and pay large prices for a tiny package of metal beads. Many of our customers tie our beadhead patterns in large quantities (the Beadhead Peacock Twist Nymph, the Beadhead Ostrich Herl Twist Nymph, the Beadhead Deep Sparkle Pupa, and the Beadhead Marabou Worm), not only for themselves, but for their friends. We felt it was our duty to help them out with the cost. So we are offering beads in bulk packages.

~~ the Highest Quality Tapered Beads Available ~~

<u>Large 4mm (#2-6)</u>	<u>Medium 3mm (#8-12)</u>	<u>Small 2mm (#14-18)</u>
Brass (#M3001)	Brass (#M3002)	Brass (#M3003)
Copper (#M3011)	Copper (#M3012)	Copper (#M3013)
Silver (#M3021)	Silver (#M3022)	Silver (#M3023)
Black (#M3031)	Black (#M3032)	Black (#M3033)
100 Beads per Package	Price -- \$7.75	



UPDATED—

All About Flies

by Chuck and Sharon Tryon

A terrific revision to the classic *Figuring Out Flies*. This is the book Gary was revising with Chuck and Sharon Tryon during his illness. **All About Flies** covers a topic Gary was obsessively devoted to, FLIES. This is the book about the who, what, where, and when of flies for anglers and tyers. It's *all about flies*—

(#B985) softcover **Price -- \$14.95**

Now Available!

~~ **Flex Hooks** ~~

The hook that makes large flies "come alive"

-- the hook for tying the best imitations for any insect #10 or larger!

Gary's research for **The Dry Fly -- New Angles** included a full season studying grasshoppers and the way trout reacted to them. One of his big discoveries that summer was that trout were often suspicious of both the insect and the imitation floating on the water. They often studied hoppers (and other large insects) before deciding whether or not to take them. What were they looking for? A bit of movement -- a flexing of that long body. The long, straight shank on a large hook was wrong. The trout frequently refused large flies (#10 or larger).


The Flex patterns are here! Flies tied with these hooks flex on the water -- and that movement triggers the strike (see the Theory of Imitation in **The Dry Fly -- New Angles**).

SMALL -- with sample fly (#H278) **Price -- \$9.00 / 10 pack & fly**

~ Package of 10 true-size hooks ~ 10 small flex extensions ~
 ~ a finished Flex Hopper fly ~ tying instruction sheet ~

MEDIUM -- with sample fly (#H279) **Price -- \$9.00 / 10 pack & fly**

~ Package of 10 true-size hooks ~ 10 medium flex extensions ~
 ~ a finished Flex Stone (Pteronarcys) fly ~ tying instruction sheet ~



It is wise to purchase your first Flex Hook packages with the sample flies. Nothing demonstrates the possibilities of the technique and hook style better than the actual flies. But our customers are welcome to purchase the following packages without sample flies either initially or subsequently.

SMALL -- without sample fly (#H280) **Price -- \$7.50 / 10 pack**

MEDIUM -- without sample fly (#H281) **Price -- \$7.50 / 10 pack**



Edgewater Foam Flotation Cylinders



for the *Beadhead Marabou Worm!*

These are the custom-made, closed-cell foam cylinders that float the marabou tail of the **Beadhead Marabou Worm**, the pattern that does a somersault as it drifts in the current. The brass bead drops into the slower water along the rocks, the tail lifts into the faster water of the open flows, and then the fly flips over. This is a triggering action -- it triggers an instinctive strike by a trout. The **Edgewater Foam Flotation Cylinders** are custom-made for quick, easy tying.

yellow; 50 cylinders per package (#E267) **Price -- \$2.75**

for the *Creature!* for the *Floating Damsel Nymph!*

As seen on LaFontaine Originals, Vol. 2 (p. 12)

By popular demand -- more custom made, closed-cell foam flotation cylinders from Edgewater for Gary's patterns. Our fly tying customers keep asking for the correct type of foam to float patterns such as the Floating Damsel Nymph and the Creature. These flies require a special closed-cell, highly buoyant type of foam. It has to be the right size for each fly. Edgewater is custom making the foam cylinders for us.

Super High Buoyancy

--available in two sizes--

SMALL -- for the Floating Damsel Fly Nymph; lime green (#E268)

MEDIUM -- for the Creature; black (#E269)

10 cylinders per Package

Price -- \$3.50 (each size)

~ Custom supplies for LaFontaine Patterns ~

Getting into the business of supplying fly tying materials has been great. Our readers kept asking about the special items used on Gary's flies. To clear up any confusion, here is a listing of what we offer.

the Book Mailer has done it!

Sparkle Yarn (yes, the official colors)

What is the most frustrating problem with Antron yarn? Finding it. It is a miracle material -- just look in any fly tying catalog and you'll see how it has been embraced since it was first used on the **Sparkle Pupa** in 1972. But there are many different types of Antron, and only one type yarn was chosen by Gary for fly tying.

To ensure the availability of the right type of Antron yarn for our own flies, your own personal tying, we contracted for production runs of custom colors of this perfect yarn.

1 color per bag (enough for hundreds of flies) **Price -- 90 cents**

(#Y206) - Dark Green	(#Y213) - Medium Green
(#Y207) - Dark Gray	(#Y214) - Olive
(#Y208) - Brown	(#Y215) - Cream
(#Y209) - Yellow	(#Y216) - Peach
(#Y210) - Pink	(#Y217) - Golden Russet
(#Y211) - White	(#Y282) - Black
(#Y212) - Light Gray	(#Y297) - Apple Green

All 14 colors (#Y218) **Special Price -- \$10.00**

And, since we have this yarn (custom colors with 35% clear Antron fibers), we decided to offer the sister product —

(painstakingly packaged by elves)

Touch Dubbing

This is the fastest way to dub; no other method will form bodies as sparse and fuzzy. It is used for the bodies on Sparkle Pupa patterns and is absolutely essential for of the Double Magic dubbing technique.

view and learn more about the Double Magic dubbing technique

Fishing and Tying Caddisflies video (p. 27)

The segment on the Sparkle Pupa shows how to touch dub.

The yarn or fur has to be chopped into small bits by hand and then tossed into a blender. The tyer uses a tacky wax (for example, **BT's Super Tacky**, p. 13) to coat the tying thread, and then he holds a ball of the finely cut dubbing mix and touches that ball to the sticky thread. His fingers never touch the thread — just the dubbing ball. That's it!

1 color per bag (enough for hundreds of flies) **Price -- \$1.95**

(#T223) - Dark Green	(#T230) - Medium Green
(#T224) - Dark Gray	(#T231) - Olive
(#T225) - Brown	(#T232) - Cream
(#T226) - Yellow	(#T233) - Peach
(#T227) - Pink	(#T234) - Golden Russet
(#T228) - White	(#T277) - Black
(#T229) - Light Gray	(#T298) - Apple Green

All 14 colors (#Y235) **Special Price -- \$22.00**

High Demand! Umpqua Bright Green Yarn

Sometime in the past *Umpqua Feather Merchants* began tying the **Sparkle Pupa** patterns with a bright fluorescent green yarn. Our private tyers continued to use the Dark Green (#Y206) per Gary's instructions. At one point, we had Umpqua use Gary's dark green and there were protests from fly shop owners far and wide. So now you have a choice; use the color that best matches the caddis in your area.

(#Y203) 6 yards **Price -- 90 cents per pack**

Clear Antron

What is Antron? Antron reflects light. It is Nylon, but the filaments of regular Nylon are round and the filaments of Antron are 3 or 4 sided. Those flat sides bounce back light rays and make Antron sparkle. The first flies ever tied with Antron were the Deep Sparkle Pupa, Emergent Sparkle Pupa, and Diving Caddis.

(used for wings on the Clear Wing Spinner, Diving Caddis, Flying Ant, and other patterns from **Trout Flies**)

1 bag (#Y243) Clear Antron **Price -- \$2.75**

~ 2 SIZES of Closed-Cell Foam ~

(for the **Air Head**, **Mess**, or **Halo Emerger**)

1/16th (#F220)

1/32nd - thinner, for smaller-sized flies (#F285)

5 sheets of foam **Price -- \$1.50 per size**

Boom sales!

White Marker

Astounding sales for the White Marker since Carl Richards wrote an article in *Fly Fisherman Magazine* about caddisflies and this great "anchor line" trick.

The Magic of the White Marker

Ever since **Caddisflies** there has been a devoted group of anglers using a marker to color the last few inches of their tippets "white" for nymph fishing. In the book this is called the Magic Act because the fishing can subsequently seem quite miraculous. An ordinary marker won't work for this trick. It has to be an opaque, metal marker. Many readers have had trouble finding them, so — here they are!

(#M221) White Marker **Price -- \$5.00 each**

Sensational!

for the Mess, Foam Beetle, and EZ2C Mayfly and more

AquaFlex Head Cement

Regular head cement does not work on these patterns. It makes the foam too stiff and brittle. You need a flexible head cement.

-- So to satisfy your inquiries we are now stocking the very best product for coating the packing foam. Color the packing foam with a permanent marker and then coat the foam with this great **Aqua Flex** head cement. The color will stay on permanently. It will not wash off.

(#C3070) AquaFlex Head Cement (1 oz. bottle) **Price -- \$5.95**

Uni-Glo Fluorescent Body Material

The item everyone has been asking about since the publication of Trout Flies to tie the Tear Drop Nymph.

During Gary's scuba diving observations he played with fluorescence for nymph patterns. The result was a fly with a little bit of this unnatural aura, the Tear Drop Nymph, that caught trout in incredible numbers. You need the Uni-Glo vinyl material for the abdomen.

FL Green (#U250) FL Yellow (#U251) FL Pink (#U252)

FL Orange (#U253) FL White (#U254)

Price -- \$1.75 per spool

and now ~ all five color spools in one package

Price -- \$8.75 (#U274)

see page 13 for more new, great **Uni-Products**

Fly Fisherman has posted the following review at their web site www.flyfisherman.com.

We just keep seeing great reviews about the Danvise ~~

Reviewed by Hans Weilenmann

When the Dan-vise (aka Danica vise) hit the market, it heralded a dramatic departure from traditional thought: vises are made of metal. While initially greeted with skepticism, this part-metal (jaws, stem) part-black Delrin, low price (\$80) vise has stood the test of time and has acquired an ever-growing band of enthusiastic users.

The list of features it brings to the table can only be described as impressive: true rotary cam operated design, high quality tool steel jaws capable of securely holding hooks from #2/0 down to the smallest the tyer can handle, optional saltwater jaws for hooks up to #9/0, rear handle crank, and a flexible C-clamp which can handle tabletops up to a whopping 6-1/2".

The Dan-vise is compact and because the Delrin components tend to be somewhat bulkier than equivalent metal

components, I found access to the back of smaller hooks a little cramped. Using the crank to rotate the vise works well, but it is a little noisy.

The stem has a diameter of 10mm, rather than the standard 3/8", which may make finding and fitting accessories somewhat awkward.

Verdict:

The Dan-vise represents a terrific value. It is a very sound tying tool and it has proven to be very durable. The concept of a vise mostly made out of Delrin may put some tyers off and while the Dan-vise may never win any design awards, it is the vise to beat in the sub-\$100 class.

The Last Tying Stand you'll ever need!

Oasis Oak Pedestal/Tool Stand

If you already have the vise but you could use a pedestal and tool stand, this is the one. Paul uses one as his tying station whenever he travels. His wife, Char, also a commercial tyer, uses hers *all the time*. Holds the **Danvise** and a wide array of tools. This one is built just for the 10mm stem. Oasis quality for the best valued vise on the market.

(#X3106)

Price -- \$40.00

BT's Rotary Tying Station

A Danvise, Oasis Oak Pedestal/Tool Stand, basic brass tying tools, Danvise Instruction Video.

Package deal -- \$175.95 value

(#X3105)

Price -- \$150.00

The Danvise

This amazing vise is the Danvise. Trust us -- it is as truly impressive in person as it is on the video. And it comes with the full recommendation of Paul Stimpson, one of the finest commercial fly tyers. Paul tied around 500 dozen flies on his first Danvise and then had to replace it with another. (Oh come on! 500 dozen flies, the vise deserved a rest.) Paul happens to be a vise junky. He has over a dozen, including some of the finest ever made. He ties with the Danvise. A true rotary, the jaws clamp shut and hold the hook perfectly tight. It's a lever action.

The best news -- the amazing Danvise is only \$80.00

~ We won't sell a hundred different kinds of vises—we'll only sell the best one ~ Watch Paul use the **Danvise** in the *LaFontaine Originals* series (p. 12), and you'll see for yourself ~ a lever action; true rotary; table clamp

(#X299)

Price -- \$80.00

Now IN DVD!! Rotary Tying Techniques


BT's Al Beatty demonstrates many different "true" rotary tying techniques on ten hot patterns -- Peacock Bugger, Elk Hair Caddis, Red Quill, Spruce Fly, Leech, Harvester, Stimulator, Lime Trude, BT's Golden Stone, and a BT's Crystal Muddler. If a simple, foolproof method of spinning deer hair or evenly hackled flies is your goal, this video is for you. If you're serious about getting the most out of your rotary vise, you need this video.

(#V3109) VHS; 60 min.

Price -- \$19.95

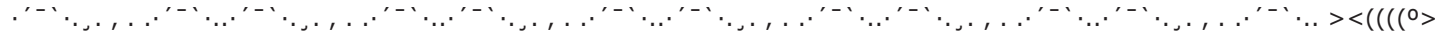
(#D3108) DVD; 60 min.

Price -- \$19.95



no rod is complete without ~~~~~the perfect fly line.

~~ for anyone who seems to be getting fussier all the time about his fly fishing equipment~~



It's not good enough anymore for a piece of equipment to just be suitable. This might be an offshoot of looking for "better" flies. Now that the patterns developed by Gary are catching the fish that should be caught (or so we believe), there's no excuse for the basic equipment messing up your chances.

We wanted the perfect line for dry fly and shallow nymph fishing. What's perfect? Line that doesn't scare the fish. And it has to present the fly accurately and delicately. Jim Teeny, the man who knows as much about designing fly lines as anyone around, asked Gary to develop a floating line with him. Gary's part was simple – all he had to do was describe exactly what he wanted in a fly line. Jim had the hard part – bringing Gary his designs to test out. The result of Gary and Jim's collaboration is a **Professional Series Line** (with Gary's name on it) from Teeny Nymph Co. for dry fly and nymph fishing.

The technology of line manufacture has advanced with computer applications. More precise tapers with greater consistency are standard.

1. It is not only olive colored but it also has a dull surface. It won't reflect light and send out those flashes that scare trout.
2. It is a precise Weight Forward taper. It turns over a leader (even a long one) as nice as can be; and yet it is so perfectly balanced that it doesn't hit the water hard like some weight forward designs. ~ It is the most accurate and precise line that we have ever used for dry fly and nymph presentation.

high floating, delicate taper Weight Forward – recommended for dry fly and nymph fishing

Gary LaFontaine Professional Series Flyline

Price -- \$48.95 each

—free Fly Fishing for Trout DVD included—

2- weight (#236)

3- weight (#237)

4- weight (#238)

5- weight (#239)

6- weight (#240)



LaFontaine Private Label

FLY BOX

~~ THE BRISTLE-TAC LIFETIME FLY BOX ~~

Enduring polymer construction outside with the revolutionary Bristle-Tac system inside. It's called the "Lifetime Box" because it will last. The Bristle-Tac material holds any regular wire hook from #20 to #4. It flicks away water, eliminating rusty hooks, holds barbless hooks firmly because it grabs the wire of the hook, not the barb. Bristle-Tac doesn't get torn up by hooks. The boxes are imprinted with *Gary LaFontaine Private Label Flies* in gold lettering and are a black matte finish with a metal hinge system. Very elegant; yet stealthy.

Most importantly—flies come out as easily as they go in. Less fly handling means less chance of damaging delicate hackles and wings.

Small (2-3/4 x 4) -- (#3060) **\$13.00** **Medium** (3-3/4 x 5 1/2) -- (#3061) **\$16.00** **Large** (4 x 8) -- (#3062) **\$23.00**

Bristle-Tac Fly Vest Patch -- (#3065) **\$6.00** **Bristle-Tac Boat Patch** -- (#3066) **\$9.00**



LaFontaine Private Label Flies



Private Label Flies~ the most fun fly offer ever.

You tell us where – you tell us when; order as many packs as you want (six or three per pack). We'll research your destination and choose the patterns and sizes from Gary's collection. (Let us know if you have a preference for wets, dries or if there are some patterns you already have stocked). Our database covers lesser known waters as well as the more familiar. Notes from Gary on how to use his pattern on your river is fun way to fish! If your destination is not in our database, we will hop on-line or peruse our warehouse library to match you up a hatch.

We're "spot on" about 80% of the time and close the rest of the time. And yes, Cyril the cat is still throwing darts at the fly board.

(#S244) **6 flies per pack** **Price -- \$11.00 each**

(#T244) **3 flies per pack** **Price -- \$ 6.00 each**

If you're fly fishing with a group or partner, it's always fun to share . . . or tease.

A couple of days lead time is sometimes required for researching those lesser know waters.



We hear good things about LaFontaine Private Label patterns . .

. . ."It was hard for me to believe; but the ESP has been my "go-to-fly" since the first time I fished it."

--Mike Terhune (ID) *and not only is Mike a fisherman, he's a guide too.*

The LaFontaine series of STEALTH Fly Rods are becoming legendary. As more of these beautiful fly casting creations reach the streams, more fly fishermen see them—the word is spreading. These are great fly rods.

><(((o> ><(((o> ><(((o> ><(((o> ><(((o> ><(((o> ><(((o> ><(((o>

Casting? This is so far and away the best rod ever made for dry fly and shallow water nymphing that nothing compares to it (not just our opinion, but the opinion of those who already fish with one). The *STEALTH* is a perfect taper made out of the finest graphite scrim in the world. Sweet action -- great for close, accurate casting and powerful enough to reach way out.

Cosmetics? This fly rod will not cost you fish on the stream or lake. It is beautifully finished, but it doesn't shine like a warning beacon when you're waving it around. The *STEALTH* has a matte finish, black Fuji double-foot guides, and an anodized reel seat (ebony insert). It flexes beautifully all the way down into the butt and also has amazing casting power.

Grip is a Full Wells (except h-taper which is a double well) with a front taper -- handle has an unlocking reel seat.

Each rod comes with a spare tip -- this is our revolutionary way of protecting you.

Price includes the *STEALTH* rod (with extra tip), cloth rod bag, and cordura rod case.

d-taper~ This marvelous *STEALTH* Rod is our standard d-taper modulus design. It flexes beautifully all the way down into the butt and also has amazing casting power. The "d" stands for "delicate".

p-taper~ The p-taper 6-weight is as revolutionary in its way as our 4- and 5-weight d-taper series. The "p" stands for "power". This graphite scrim is a technological advance — it makes a rod flex and store more energy in the casting stroke than any other rod available on the market. The way it bends, deep into the mid-section, makes it perfect not only for throwing a long line, but for casting weighted nymphs and streamers.

h-taper~ The h-taper 3-piece rods cast just as beautifully and maybe even a little farther than the original p-taper. The main difference from the p-taper is in the butt. The h-taper has a powerful fighting butt on a thinner blank. The grip is a double well with an anodized aluminum reel seat. These modifications make an excellent light saltwater rod as well as a freshwater rod.

2-piece *STEALTH* Rods

the *STEALTH* 2-490 d-taper series

4-weight -- 9 foot two-piece **Price -- \$410.00 (#R295)**

the *STEALTH* 2-590 d-taper series

5-weight -- 9 foot two-piece **Price -- \$410.00 (#R296)**

the *STEALTH* 2-690 p-taper series

6-weight -- 9 foot two-piece **Price -- \$475.00 (#R266)**

~~~~~  
~~Ultimate Packages Available~~

with Pro Series Fly Line and two Furled Leaders

**awesome deal! Price -- add \$30.00**

### 3-piece *STEALTH* Rods

#### the *STEALTH* 3-690 h-taper series

6-weight -- 9 foot three-piece      **Price -- \$505.00 (#R373)**

#### the *STEALTH* 3-890 h-taper series

8-weight -- 9 foot three-piece      **Price -- \$550.00 (#R3397)**

---

### 4-piece *STEALTH* Rods

#### the *STEALTH* 4-490 d-taper series

4-weight -- 9 foot four-piece      **Price -- \$480.00 (#R289)**

#### the *STEALTH* 4-590 d-taper series

5-weight -- 9 foot four-piece      **Price -- \$480.00 (#R290)**

**SHIPPING CHARGE:** We used to offer free shipping until UPS started snapping our rods literally in half. We switched from a hard-sided box to plastic PVC drain pipe. Let's see them break one of those --it's rod against machine! This did increase the packaging cost plus the shipping weight. So we now have to charge \$10 for insured shipping, but your rod does arrive in the number of pieces you ordered. -- please provide a street address.

---

### **WE GET THE TRUTH--**

"While fishing Rocky Ford Creek, I hooked a 5-6 lb. rainbow on a Variegated Midge Larva (#18) and 7x that totally kicked my butt. And I loved every second of it!!! Love those LaFontaine Flies."

--Jim Lockhart (WA)

-----  
Hey, Marcy--

"Gotta tell you about first usage of both the Gray Coughlin and the Emergent Sparkle Pupa. I'll admit perhaps ANY fly would have produced on those days, but I did try a little experimenting and changing patterns seemed to reduce the interest . . .

Anyway, first day with Coughlin produced two FAT wild browns of about 12-1/2" each on a total of three casts: lost three or four others of about the same size and could find no other takers when I changed to an Adams out of curiosity and to a Gray Fox that I tie like a Chauncey Lively pattern (with a grizzly & brown palmered hackle) which is a really good searching pattern. First day with ESP even more impressive: first cast 12-13" brown, second cast ditto. Lost several more. Interesting thing about the ESP is how fish took it: most fish are lip-hooked on dry flies, but with the ESP, all were hooked in the throat/gullet area. (Since I remove barbs from my hooks, release still was no problem using forceps.)

Further, most of the takes were with the trout coming completely out of the water for the fly -- very aggressive. I remembered Gary commenting on this in **Trout Flies: Proven Patterns**. Both flies were fished primarily upstream or up and across, dead drift. I did try the ESP down and subsurface, but with no results. On the next outing couldn't buy a strike with anything. So even the ESP not a guarantee of success (damn), but I thought I'd pass along my info.

--Bud Shedaker (VT)

*Thanks Bud, you must've caught them at nap time. But you are truly a dedicated and fly-fisher!*

Don't forget our web site! If you have an e-mail address be sure we include it in your account. We send out eBookMailers as new books and products become available --there is often special sale pricing on books and flies too. We don't share these e-mail addresses -- they're for our use only. Our thoughts on SPAM likely match yours!      **comments@thebookmailer.com**

## FURLED LEADERS

~ UNIFORM-SINK ~ FULL-SINK ~ FLOATING ~

Here are some select style and size combinations from a list of about 150 our supplier offers.  
Any of the others can be special ordered -- visit [www.thebookmailer.com](http://www.thebookmailer.com) for a full listing.

.....  
An ancient idea. Modern materials. Put them together and you have the finest leader for dry fly fishing and shallow water nymphing. The **Furled Leader** is absolutely the greatest design for transmitting power between the fly line and the tippet. It allows the angler to cast accurately and delicately with slack line presentations in all conditions at varying distances. **Furled Leaders** have been around since the 18th century, when they were made from horse hair. They are very different from braided leaders. The weaving process itself is different -- and as a result a **Furled Leader** is solid. There is no hollow center.

**Furled Leaders** are amazing. They're solid, don't spray water, transmit power and turn over the fly beautifully. Even in windy conditions. Our furled leaders are produced by George Beech at **The Fly Fisher** in Lacey, WA. Be sure to check out all three of styles of furled leaders. Floating, Uniform-Sink, and Full-Sinking. Now there is a leader for your every fly-fishing situation.

.....  
*(Tip: the listed leader length includes three feet of tippet. So if you purchase a nine foot leader, it will actually come out of the package a total of six feet in length. Now add your tippet!)*  
.....

### ~ Fluorocarbon UNIFORM-SINK LEADERS ~

The best way to describe how the **Uniform-Sink Leader** fishes is to picture using it on a lake with a floating line. When it is cast out it fishes at a 45 degree angle from the end of the floating line. It does the same thing in rivers but is harder to envision because of the effect of moving water. The **Uniform Sinking Leader** is a great nymph leader and pulls streamer patterns down those few extra inches that make all the difference.

The enjoyment of being able to fish at different levels of the water column and not having to worry about the difficulty of casting a sink tip fly line (which seldom goes where you want it to go in the first place), is a big bonus. Casting furled leaders puts a smile on your face and makes your day of fishing far more productive to boot!

- 3 Medium- 8 ft. (#L436) 9 ft. (#L437) 10 ft. (#L453)  
(for 5 wt. to 7 wt. rods; and for 3X to 6X tippets)
- #4 Heavy- 8 ft. (#L439) 9 ft. (#L440) 10 ft. (#L441)  
(for 6 wt. to 8 wt. rods; and for 2X to 5X tippets)

**Uniform Sink Furled Leaders (clear) -- \$15.00 each**

*(Fluorocarbon: Virtually invisible in water, fluorocarbon absorbs light rather than reflecting it, but is impervious to sunlight and lasts for years. Four times as abrasive resistant as nylon and has great knot strength. Plus its density allows it to sink four times faster than nylon. As a dry fly tippet, its sinks just under the surface, eliminating floating tippet glare.*

### ~ FLOATING FURLED LEADERS ~

Light Olive, made to disappear in water  
3 times the life expectancy vs. tapered leaders

- #2 Small- 8 ft. (#L116) 9 ft. (#L117) 10 ft. (#L118)  
(for 2 wt. to 4 wt. rods; and for 5X to 8X tippets)
- #3 Medium- 8 ft. (#L137) 9 ft. (#L138) 10 ft. (#L139)  
(for 5 wt. to 7 wt. rods; and for 3X to 6X tippets)
- #4 Heavy- 8 ft. (#L161) 9 ft. (#L162) 10 ft. (#L163)  
(for 6 wt. to 8 wt. rods; and for 2X to 5X tippets)

**Floating Furled Leaders -- \$12.00 each**

### POPULAR! Fishing Music by Kane's River

This band plays often at a small concert in our local cultural center (a refurbished jailhouse now named the Myrna Loy Center, it's beautiful!). Both leads in this five member ensemble are avid fly fishermen. Bluegrass, folk, jazz, and swing are their sounds. Recommended listening while fly tying or driving to your favorite fishing water.

(#3684) Music CD **Price -- \$16.99**

### METAL RING OPTION

The original furled leaders come with a mono loop, now there is a metal ring option. Tiny and light, but strong with incredible break strength. No loop closing, it's highly undetectable, easier tippet changes, and extends the life of the leader. For the additional 60 cents, the metal ring benefits are too good to pass up.  
ADD 60¢

### ~ Fluorocarbon FULL-SINK FURLED LEADERS ~

These **Full-Sink Leaders** are tremendous for deep water nymphing and streamer techniques. They kick air--resistant, weighted flies over wonderfully; and cut through the currents to carry those patterns deep. But the greatest use for **Full-Sink** is for stillwater fly fishing. In lakes these leaders sink straight, without a belly; and that is such an incredible advantage when it comes to setting the hook. Our **Full-Sink** will increase your catch rate by 15 to 25 percent in stillwaters simply because you will set the hook so much quicker.

- #3 Medium- 8 ft. (#L412) 9 ft. (#L413) 10 ft. (#L454)  
(for 5 wt. to 7 wt. rods; and for 3X to 6X tippets)
- #4 Heavy- 8 ft. (#L416) 9 ft. (#L417) 10 ft. (#L418)  
(for 6 wt. to 8 wt. rods; and for 2X to 5X tippets)

**Full-Sink Furled Leaders (clear) -- \$15.00 each**

\*\*\*\*\*

## TYER'S SAMPLER

~ SAMPLER #3 ~

12 SAMPLE FLIES ~ INFORMATION ~ RECIPE CARD ~

\*\*\*\*\*

*A collection of flies for you to use as tying samples*

- Emergent Sparkle Pupa \* Deep Sparkle Pupa
- Clear Wing Spinner \* Plain Jane \* Diving Egg Laying Midge
- Pheasant Tail Twist Nymph \* Ostrich Herl Twist Nymph
- Flex Hopper \* Double Wing \* EZ2C Caddis
- Halo Midge Emerger \* Halo Mayfly Emerger

(#W3162) **Price -- \$19.50**

Each fly comes with a card that Gary put together for Private Label flies (how to fish that particular pattern -- when and where to use it) and you can find the recipe on the back. There are no tying instructions. You'll need to reference that information in *Trout Flies: Proven Patterns*, *Dry Fly: New Angles*, *Caddisflies*, and the *LaFontaine Originals series*.

**Private Label Flies**  
**FLIES ~ FLIES ~ FLIES**

*Here ~ and only here! The biggest selection of LaFontaine Private Label Flies sold anywhere!  
Plus — some additional offerings and thoughts*

**WE GET LETTERS . . .**

"This pattern holds a special place for me both because it is my go-to attractor pattern and especially because it was inspired by my use of Gary LaFontaine's *Double Wing* series (p. 24). I devised it after having very good success with Charlie Meck's *Patriot* and I thought I would try applying the *Patriot* color scheme to the *Double Wing* design. Well, it worked better than I ever imagined.

It has consistently taken trout in Vermont on the Middlebury and the New Haven Rivers, in Michigan on the Au Sable and Manistee Rivers, in Wyoming on the North Platte, in Alberta on the Crowsnest, and all over Yellowstone Park. If I had to fish with only one attractor pattern, this would be it."

--Charles Chlysta III (OH)

*Well Charles, this is one well-traveled fly. Thank you very much for your letter and sharing your tying instructions and kudos. We sent your letter on to Paul Stimpson and he had some comments of his own.*

"Cathy, The *Patriot Double Wing* looks to be a fun fly to tie and fish. After looking at the pattern I grabbed Gary's book *The Dry Fly New Angles* (p. 11) to see what he has to say about the color red as an attractor and he stated that the color red is a good attractor because it reminds the fish of blood, which makes them attack instinctively. Because of the way light rays penetrate the air, this color is more brilliant early and late rather than in the bright of mid-day (reference p. 206 in *The Dry Fly* if you want to learn more).

I suggest tying this pattern with red thread to match the dubbed body of red antron. I don't recommend 12/0 thread for this fly. It's too small to tie in the hair wings and breaks to easily. I use 3/0 for size 8-10, 6/0 for 12-14, and 8/0 for size 16 and smaller.

I also stack the front wing just to make the fly look better. (If the fly looks good you'll fish with more confidence.) You might also mention that of Gary's twelve *Double Wing* colors, none have a red body. The *Royal Double Wing* has a red tag. The fly looks great and I look forward to tying and fishing it. If you read the paragraph on the color red in Gary's book, it explains why and when the red color will work best. I know first hand that during an orange sunset, the *Orange Double Wing* is incredible. I'm going to try the red (*Patriot*) when the sunset isn't quite as orange."

--Paul Stimpson (UT)

\*\*\*\*\*

**The perfect hook for LaFontaine's and all your other favorite patterns~ Daiichi**

**MULTI-PACKS**

- Standard Dry Fly mini-barb, sizes 12-18 (#H1180/M)
- Traditional Nymph, sizes 10-16 (#H1560/M)
- Standard Nymph 2X Long, sizes 4-14 (#H1710/M)

**Price -- \$8.95 each**

(see p. 14 for more info on these hooks & other *Daiichi* selections)

\*\*\*\*\*

\*\*\*\*\*

**PATRIOT DOUBLE WING**

\*\*\*\*\*

- HOOK:** Size 8-16 dry fly (Daiichi 1180)
- THREAD:** Red, (Uni-Thread)  
3/0 #8-10; 6/0 #12-14; 8/0 #16 and smaller
- TAIL:** Brown antron stub
- TAG:** Blue floss (or Blue Krystal flash)
- REAR WING:** Medium-brown to dark-tan deer/elk body hair.  
(ComparaDun hair works well as does elk hock on smaller sizes).
- BODY:** Red antron dubbing
- BODY HACKLE:** Furnace brown
- FRONT WING:** White kip tail
- HACKLE:** Brown, dry fly quality

**TYING STEPS:**

- Place hook in vise and attach thread to cover the rear 2/3 of the hook shank. Bring thread over the hook barb to start.
- Tie in a short tail of brown antron. Make it no longer than the gap of the hook, shorter is better, as it is a stub tail. Comb out the tail as needed.
- Wrap a short section of the rear of the shank with several strands of blue floss to form the tip. End just beyond the barb of the hook and before the point.
- Stack and tie in the rear wing of deer hair, making sure it is even with the end of the tail.
- Tie in the body hackle. Touch dub a body of red antron leaving the front 1/4 of the shank for the front wing, hackle, and head of the fly.
- Palmer the body hackle evenly forward over the touch dubbed body, tie it off, and clip flat top and bottom.
- Stack and tie in the front wing of calf tail so that it extends over the entire fly, making sure it is even with the end of the rear wing and tail.
- Wrap a full head hackle and whip finish the head.

| <b>Air Head</b> |         | <b>6-pack \$11</b> | <b>3-pack \$6</b> |
|-----------------|---------|--------------------|-------------------|
| Brown --        | size 10 | (#S1002)           | (#T1002)          |
|                 | 12      | (#S1003)           | (#T1003)          |
|                 | 14      | (#S1506)           | (#T1506)          |
|                 | 16      | (#S1550)           | (#T1550)          |
| Olive --        | size 10 | (#S1005)           | (#T1005)          |
|                 | 12      | (#S1006)           | (#T1006)          |
|                 | 14      | (#S1519)           | (#T1519)          |
|                 | 16      | (#S1518)           | (#T1518)          |
| Yellow --       | size 10 | (#S1008)           | (#T1008)          |
|                 | 12      | (#S1009)           | (#T1009)          |
|                 | 14      | (#S1488)           | (#T1488)          |
|                 | 16      | (#S1520)           | (#T1520)          |

~ the wildest dry fly attractor in underwater testing; it is a "pulling" fly with its spikes and head of closed-cell packing foam that diffuses light. Sizes 14 and 16 in Olive and Yellow match the Little Yellow Stone and Little Olive Stone of western rivers during mid- and late-summer months. (p. 139 of **Trout Flies**)

| <b>Beadhead Marabou Worm</b> |         | <b>6-pack \$11</b> | <b>3-pack \$6</b> |
|------------------------------|---------|--------------------|-------------------|
| Natural Gray --              | size 14 | (#S1617)           | (#T1617)          |
| Olive --                     | 14      | (#S1618)           | (#T1618)          |
| Red --                       | 14      | (#S1619)           | (#T1619)          |

~ cast upstream and fish dead drift in the current. That "somersault" motion is a triggering action, a movement that makes a trout reflexively pounce on the fly. The **Beadhead Marabou Worm** works best during the warmer months, when fish metabolism is in high gear. That's when this pattern can create a feeding frenzy. Also works great as the bottom fly in a two-nymph rig. (a variation of the standard Marabou Worm on p. 85 of **Trout Flies**)

| <b>Blackfly Larva</b> |         | <b>6-pack \$11</b> | <b>3-pack \$6</b> |
|-----------------------|---------|--------------------|-------------------|
| Olive/Black --        | size 18 | (#S1014)           | (#T1014)          |

~ trout in the Northeastern rivers gorge on the aquatic larvae of these biting flies. This was Gary's #1 nymph for Maine, upstate New York, and Canada during May and June. Use the **White Marker** (p. 17) with this fly. (p. 42 of **Trout Flies**)

| <b>Cased Caddis Larva</b> |         | <b>6-pack \$11</b> | <b>3-pack \$6</b> |
|---------------------------|---------|--------------------|-------------------|
| Dark --                   | size 12 | (#S1022)           | (#T1022)          |
|                           | 14      | (#S1556)           | (#T1556)          |

~ case-making caddisflies drift free in the current during the day, not during the night like other larval and nymphal forms. This fly imitates a very important food item. (p. 45 of **Trout Flies**)

| <b>Clear Wing Spinner</b> |         | <b>6-pack \$11</b> | <b>3-pack \$6</b> |
|---------------------------|---------|--------------------|-------------------|
| Black --                  | size 18 | (#S1026)           | (#T1026)          |
|                           | 20      | (#S1025)           | (#T1025)          |
|                           | 22      | (#S1027)           | (#T1027)          |
| Olive --                  | size 14 | (#S1036)           | (#T1036)          |
|                           | 16      | (#S1037)           | (#T1037)          |
|                           | 18      | (#S1038)           | (#T1038)          |
|                           | 20      | (#S1039)           | (#T1039)          |
| Rusty --<br>(red/brown)   | size 12 | (#S1040)           | (#T1040)          |
|                           | 14      | (#S1041)           | (#T1041)          |
|                           | 16      | (#S1042)           | (#T1042)          |
|                           | 18      | (#S1043)           | (#T1043)          |

<< *Clear Wing Spinner continued* >>

~ the Clear Wing Spinner, with wings of clear Antron, was the first fly to use a "clear" material to match the wings of a spent mayfly spinner. The wings of the natural aren't only clear -- they are pleated and when they're flat on the water they gather air bubbles underneath. So does the Antron.

Added bonus: you can see this fly from 30 feet away because of the brightness of the wings (making it invaluable for the small imitations of the Trico, for example). (p. 147 of **Trout Flies**)

| <b>Cricket</b> |         | <b>6-pack \$11</b> | <b>3-pack \$6</b> |
|----------------|---------|--------------------|-------------------|
| Black --       | size 10 | (#S1558)           | (#T1558)          |
|                | 12      | (#S1057)           | (#T1057)          |
|                | 14      | (#S1058)           | (#T1058)          |

~ from late dusk on into dark this is a killing fly; and not surprisingly it is also really effective at dawn. Do fish eat that many crickets? Or do they just like black? The pattern works. Fish this tandem with a bright fly as an indicator. (p. 151 of **Trout Flies**)

| <b>Cone</b>  |         | <b>6-pack \$11</b> | <b>3-pack \$6</b> |
|--------------|---------|--------------------|-------------------|
| Chocolate -- | size 10 | (#S1044)           | (#T1044)          |
|              | 12      | (#S1045)           | (#T1045)          |
| Pistachio -- | size 12 | (#S1048)           | (#T1048)          |
|              | 14      | (#S3050)           | (#T3050)          |

~ the best imitation of larger species of emerging mayflies. What the #12 Chocolate does on the Brown Drake hatch in the Midwest and West is awesome, for example. (p. 109 of **Trout Flies**)

| <b>Dancing Caddis</b> |         | <b>6-pack \$11</b> | <b>3-pack \$6</b> |
|-----------------------|---------|--------------------|-------------------|
| Bright Green --       | size 12 | (#S1060)           | (#T1060)          |
|                       | 14      | (#S1521)           | (#T1521)          |
| Brown/Yellow --       | size 12 | (#S1722)           | (#T1722)          |
|                       | 14      | (#S1723)           | (#T1723)          |
| Ginger --             | size 12 | (#S1062)           | (#T1062)          |
|                       | 14      | (#S1522)           | (#T1522)          |
| Gray --               | size 12 | (#S1064)           | (#T1064)          |
|                       | 14      | (#S1523)           | (#T1523)          |
| Russet --             | size 12 | (#S1066)           | (#T1066)          |
|                       | 14      | (#S1524)           | (#T1524)          |

~ tied so that the hook point rides up. This means that the fly looks "right" when fished dead drift or with a twitch. On tough, flat water streams this is my caddis dry fly imitation.

The Dancing Caddis is earning a splendid reputation on lakes, too. Ever notice how stillwater caddisflies "run" across the surface after emerging. This fly skates beautifully, leaving the same "V" wake on the water. **Tip:** grease the whole leader. We also have the original **Swedish Dry Fly Hook** for this pattern (p. 16). (p. 154 of **Trout Flies**)

| <b>Deep Sparkle Pupa</b>  |         | <b>6-pack \$11</b> | <b>3-pack \$6</b> |
|---------------------------|---------|--------------------|-------------------|
| Brown/<br>Bright Green -- | size 12 | (#S1068)           | (#T1068)          |
|                           | 14      | (#S1069)           | (#T1069)          |
|                           | 16      | (#S1070)           | (#T1070)          |
| Brown/Yellow --           | 18      | (#S1071)           | (#T1071)          |
|                           | size 12 | (#S1073)           | (#T1073)          |
|                           | 14      | (#S1074)           | (#T1074)          |
|                           | 16      | (#S1075)           | (#T1075)          |
|                           | 18      | (#S1076)           | (#T1076)          |

<< *Clear Wing Spinner continued next column* >>

<< *Deep Sparkle Pupa continued next page* >>

<< *Deep Sparkle Pupa continued* >>

|              |         | <b>6-pack \$11</b> | <b>3-pack \$6</b> |
|--------------|---------|--------------------|-------------------|
| Dark Gray -- | size 12 | (#S1078)           | (#T1078)          |
|              | 14      | (#S1079)           | (#T1079)          |
|              | 16      | (#S1080)           | (#T1080)          |
|              | 18      | (#S1081)           | (#T1081)          |
| Ginger --    | size 12 | (#S1083)           | (#T1083)          |
|              | 14      | (#S1084)           | (#T1084)          |
|              | 16      | (#S1085)           | (#T1085)          |
|              | 18      | (#S1086)           | (#T1086)          |

~ this is the fly (along with the Emergent Sparkle Pupa) that started the Antron revolution -- and it's still the best caddis pupa imitation. Fish it dead drift (weight on the leader) two or three hours before the start of the actual emergence. Or, when trout start slashing the surface sporadically, swing it across a flat. (p. 112 of **Trout Flies**)

| <b>Deer Hair Wooly</b> |         | <b>6-pack \$11</b> | <b>3-pack \$6</b> |
|------------------------|---------|--------------------|-------------------|
| Natural Gray --        | size 10 | (#S1089)           | (#T1089)          |
|                        | 12      | (#S1090)           | (#T1090)          |
|                        | 14      | (#S1091)           | (#T1091)          |
|                        | 16      | (#S1092)           | (#T1092)          |

~ the ultimate, all-around terrestrial searching dry fly. It has become the secret weapon of a lot of fly fishermen since it appeared in the **Dry Fly -- New Angles**. (p. 161 of **Trout Flies**)

**Diving Blue-Winged Olive Egg-Layer**

|          |         | <b>6-pack \$11</b> | <b>3-pack \$6</b> |
|----------|---------|--------------------|-------------------|
| Olive -- | size 16 | (#S1093)           | (#T1093)          |
|          | 18      | (#S1094)           | (#T1094)          |

~ the Blue-Winged Olive (*Baetis* sp.) mayfly lays its eggs underwater. This is the first pattern devised and tested to mimic that behavior -- this is a sinking fly with a post of clear Antron and an olive body that matches the underwater female perfectly.

The amazing thing about this activity is that not only the females but also the males go underwater during the egg-laying. Imagine that -- this is like a double spinner fall. With any other mayfly only the females land on the surface, but here both females and males are available to the trout. What a bonanza! (see it tied in **LaFontaine Originals, Vol. I**)

| <b>Diving Caddis</b>      |         | <b>6-pack \$11</b> | <b>3-pack \$6</b> |
|---------------------------|---------|--------------------|-------------------|
| Brown/<br>Bright Green -- | size 12 | (#S1096)           | (#T1096)          |
|                           | 14      | (#S1097)           | (#T1097)          |
|                           | 16      | (#S1098)           | (#T1098)          |
|                           | 18      | (#S1099)           | (#T1099)          |
| Brown/Yellow --           | size 12 | (#S1102)           | (#T1102)          |
|                           | 14      | (#S1103)           | (#T1103)          |
|                           | 16      | (#S1104)           | (#T1104)          |
|                           | 18      | (#S1105)           | (#T1105)          |
| Dark Gray --              | size 12 | (#S1107)           | (#T1107)          |
|                           | 14      | (#S1108)           | (#T1108)          |
|                           | 16      | (#S1109)           | (#T1109)          |
|                           | 18      | (#S1110)           | (#T1110)          |
| Light Ginger --           | size 12 | (#S1112)           | (#T1112)          |
|                           | 14      | (#S1113)           | (#T1113)          |
|                           | 16      | (#S1114)           | (#T1114)          |
|                           | 18      | (#S1115)           | (#T1115)          |

<< *Diving Caddis continued* >>

~ in a recent survey of commercial fly sales only one winged wet fly pattern (the forgotten fly style) ranked in the top 20 -- it was this wonderful, imitative pattern. A 30-fish evening on the Roaring Fork (CO); a 20-fish evening on the Clinch (TN); more fish than Gary could count on the Muskegon (MI) one evening. Gary considered this an indispensable pattern in his fly box. (p. 32 of **Trout Flies**)

| <b>Double Wing</b> |         | <b>6-pack \$11</b> | <b>3-pack \$6</b> |
|--------------------|---------|--------------------|-------------------|
| Gray --            | size 12 | (#S1131)           | (#T1131)          |
|                    | 14      | (#S1132)           | (#T1132)          |
|                    | 16      | (#S1133)           | (#T1133)          |
| Lime --            | size 12 | (#S1137)           | (#T1137)          |
|                    | 14      | (#S1138)           | (#T1138)          |
|                    | 16      | (#S1139)           | (#T1139)          |
| Orange --          | size 12 | (#S1143)           | (#T1143)          |
|                    | 14      | (#S1144)           | (#T1144)          |
|                    | 16      | (#S1145)           | (#T1145)          |
| Pink Lady --       | size 12 | (#S1149)           | (#T1149)          |
|                    | 14      | (#S1150)           | (#T1150)          |
|                    | 16      | (#S1151)           | (#T1151)          |
| Royal --           | size 12 | (#S1155)           | (#T1155)          |
|                    | 14      | (#S1156)           | (#T1156)          |
|                    | 16      | (#S1157)           | (#T1157)          |
| Yellow --          | size 12 | (#S1167)           | (#T1167)          |
|                    | 14      | (#S1168)           | (#T1168)          |
|                    | 16      | (#S1169)           | (#T1169)          |

~ the Theory of Attraction was one of the center points of **The Dry Fly -- New Angles**. The Double Wing series of dry flies is designed to work with that theory.

We have six important color variations: Gray = overcast days; Lime = afternoon; Orange = dusk; Pink Lady = early morning; Royal = brightest sun with glare on water; Yellow = midday. (p. 168 of **Trout Flies**)

| <b>Drowned Trico</b> |         | <b>6-pack \$11</b> | <b>3-pack \$6</b> |
|----------------------|---------|--------------------|-------------------|
| Natural Black --     | size 18 | (#S1640)           | (#T1640)          |
|                      | 20      | (#S1641)           | (#T1641)          |
|                      | 22      | (#S1642)           | (#T1642)          |

~ such a spectacular and obvious need for this imitation. The Drowned Trico, developed by Justin Baker, imitates all of those spinners that get sucked underwater. You'll catch fish after fish on this pattern. Just fish it dead drift through areas where trout are working the surface. (see it tied in **LaFontaine Originals, Vol. III**)

| <b>Duck Butt Dun</b>               |         | <b>6-pack \$11</b> | <b>3-pack \$6</b> |
|------------------------------------|---------|--------------------|-------------------|
| Slate/Olive --<br>(BWO)            | size 16 | (#S1216)           | (#T1216)          |
|                                    | 18      | (#S1217)           | (#T1217)          |
| Pale Gray/Yellowish-Olive (PMD) -- | size 16 | (#S1213)           | (#T1213)          |
|                                    | 18      | (#S1214)           | (#T1214)          |

~ this is a Comparadun with a shuck of Cul de Canard fibers. It is a variation designed for the fussiest fish. The Pale Gray/Yellowish Olive is for the western Pale Morning Dun; the Slate/Olive is for the Blue-Winged Olive (which hatches in trout streams across the country). (p. 173 of **Trout Flies**)

<< *Diving Caddis continued next column* >>

**Everyone had the ability to laugh.  
Make sure you exercise yours everyday.**

| <b>Emergent Sparkle Pupa</b> |         | <b>6-pack \$11</b> | <b>3-pack \$6</b> |
|------------------------------|---------|--------------------|-------------------|
| Brown/                       | size 12 | (#S1219)           | (#T1219)          |
| Bright Green --              | 14      | (#S1220)           | (#T1220)          |
|                              | 16      | (#S1221)           | (#T1221)          |
|                              | 18      | (#S1222)           | (#T1222)          |
| Brown/Yellow --              | size 12 | (#S1225)           | (#T1225)          |
|                              | 14      | (#S1226)           | (#T1226)          |
|                              | 16      | (#S1227)           | (#T1227)          |
| Dark Gray --                 | size 12 | (#S1230)           | (#T1230)          |
|                              | 14      | (#S1231)           | (#T1231)          |
|                              | 16      | (#S1232)           | (#T1232)          |
|                              | 18      | (#S1233)           | (#T1233)          |
| Ginger --                    | size 12 | (#S1235)           | (#T1235)          |
|                              | 14      | (#S1236)           | (#T1236)          |
|                              | 16      | (#S1237)           | (#T1237)          |
|                              | 18      | (#S1238)           | (#T1238)          |

~ this was always Gary's #1 fish-catcher ever since it was invented. It tickled him the way it becomes the all-encompassing answer on certain rivers, such as the Gunpowder (MD) or the Sacramento (CA), and when he went there, anglers would show him their boxes stuffed with ESP's in a wide range of colors and sizes. (p. 116 of **Trout Flies**)

| <b>Enchanted Prince</b> |         | <b>6-pack \$11</b> | <b>3-pack \$6</b> |
|-------------------------|---------|--------------------|-------------------|
| Peacock --              | size 10 | (#1680)            | (#T1680)          |
|                         | 12      | (#1681)            | (#T1681)          |
|                         | 14      | (#1682)            | (#T1682)          |
|                         | 16      | (#1683)            | (#T1683)          |

~ this variation of the Prince Nymph was developed and tested by one of our research team, the great Utah tyer, Paul Stimpson. He demonstrates how to tie it on Volume II of the *LaFontaine Originals* series. He shows how the Double Magic technique adds an aura of orange Antron around the peacock body -- and makes the classic original into a new super nymph. (see it tied in **LaFontaine Originals, Vol II**)

| <b>EZ2C Caddis</b> |         | <b>6-pack \$11</b> | <b>3-pack \$6</b> |
|--------------------|---------|--------------------|-------------------|
| Brown/             | size 12 | (#S1577)           | (#T1577)          |
| Bright Green --    | 14      | (#S1578)           | (#T1578)          |
|                    | 16      | (#S1576)           | (#T1576)          |
| Brown/Yellow --    | size 12 | (#S1581)           | (#T1581)          |
|                    | 14      | (#S1565)           | (#T1565)          |
|                    | 16      | (#S1582)           | (#T1582)          |
| Ginger --          | size 12 | (#S1583)           | (#T1583)          |
|                    | 14      | (#S1584)           | (#T1584)          |
|                    | 16      | (#S1585)           | (#T1585)          |
| Gray --            | size 12 | (#S1586)           | (#T1586)          |
|                    | 14      | (#S1587)           | (#T1587)          |
|                    | 16      | (#S1588)           | (#T1588)          |

~ ever notice how caddisflies love low light situations? We felt as if the most effective dry fly was always going to be one that you could see. The top wing is yellow and it stands up slightly to present a visible silhouette. And by the way, this is a great fish catcher. If you tie your own, vary the wing color to find out what works the best for your area. (see it tied in **LaFontaine Originals, Vol. I**)

**\*\*for the visually challenged\*\***

We are quite excited to offer these highly visible EZ2C Caddis & Mayfly patterns.

| <b>EZ2C Mayfly</b> |         | <b>6-pack \$11</b> | <b>3-pack \$6</b> |
|--------------------|---------|--------------------|-------------------|
| Blue Wing          | size 16 | (#S1698)           | (#T1698)          |
| Olive --           | 18      | (#S1699)           | (#T1699)          |
| Callibaetis --     | size 12 | (#S1815)           | (#T1815)          |
|                    | 14      | (#S1816)           | (#T1816)          |
|                    | 16      | (#S1817)           | (#T1817)          |
| Gray Drake --      | size 10 | (#S1818)           | (#T1818)          |
|                    | 12      | (#S1819)           | (#T1819)          |
| Light Cahill --    | size 12 | (#S1820)           | (#T1820)          |
|                    | 14      | (#S1821)           | (#T1821)          |
| Pale Morning       | size 16 | (#S1822)           | (#T1822)          |
| Dun --             | 18      | (#S1823)           | (#T1823)          |

~ the wings cant out at a 45-degree angle over the hook eye so they enter the vision window of the fish first, the way a triggering characteristic should. Guaranteed to increase the number of strikes. (see it tied in **LaFontaine Originals, Vol. IV**)

| <b>Floating Damsel Nymph</b> |         | <b>6-pack \$11</b> | <b>3-pack \$6</b> |
|------------------------------|---------|--------------------|-------------------|
| Olive --                     | size 10 | (#S1259)           | (#T1259)          |

~ this is not a dry fly. Read about the "Yo-Yo Method" in **Trout Flies**. This is one of the best ways to efficiently cover a lake. The **Floating Damsel** is fished with hard, long strips. (p. 66 of **Trout Flies**)

| <b>Foam Ant</b> |         | <b>6-pack \$11</b> | <b>3-pack \$6</b> |
|-----------------|---------|--------------------|-------------------|
| Black --        | size 16 | (#S1274)           | (#T1274)          |
|                 | 18      | (#S1275)           | (#T1275)          |
| Red --          | size 18 | (#S1280)           | (#T1280)          |
|                 | 20      | (#S1554)           | (#T1554)          |

~ this was Gary's favorite imitation for high-mountain lakes. The translucent foam lets light radiate around the body segments, perfectly matching the natural insect. A great pattern for flat water in streams, also. *Eric Peper turned us on to this* -- the #20 Red Foam Ant is a killer on the San Juan in NM. (p. 197 of **Trout Flies**)

| <b>Foam Beetle</b> |         | <b>6-pack \$11</b> | <b>3-pack \$6</b> |
|--------------------|---------|--------------------|-------------------|
| Green --           | size 14 | (#S1281)           | (#T1281)          |
|                    | 16      | (#S1282)           | (#T1282)          |
| Black--            | size 14 | (#S1824)           | (#T1824)          |
|                    | 16      | (#S1825)           | (#T1825)          |

~ this is mainly a lake pattern (where it seems to work spectacularly). Especially on high-mountain lakes terrestrials make up 70% or more of the summer diet of trout and the fish are always hunting for beetles. Foam is green or black on the bottom -- white on top for high visibility. (p. 200 of **Trout Flies**)

| <b>Free-Living Caddis Larva</b> |         | <b>6-pack \$11</b> | <b>3-pack \$6</b> |
|---------------------------------|---------|--------------------|-------------------|
| Bright Green --                 | size 14 | (#S1285)           | (#T1285)          |
|                                 | 16      | (#S1286)           | (#T1286)          |
| Olive Brown --                  | size 14 | (#S1289)           | (#T1289)          |
|                                 | 16      | (#S1290)           | (#T1290)          |

~ imitates all of the caddisfly larvae that don't build cases prior to pupation. These larvae include the free-ranging hunters (Green Sedge - use Bright Green) and the super abundant net-makers (Spotted Sedge - use Olive Brown).

Gary used this pattern with the **White Marker** (p. 17) trick all the time -- as a searching combination this is a good one. (p. 71 of **Trout Flies**)

### Gold Bead Deep Sparkle Pupa

|                 |         | 6-pack \$11 | 3-pack \$6 |
|-----------------|---------|-------------|------------|
| Brown/          | size 12 | (#S1189)    | (#T1189)   |
| Bright Green -- | 14      | (#S1190)    | (#T1190)   |
|                 | 16      | (#S1191)    | (#T1191)   |
| Brown/Yellow -- | size 12 | (#S1194)    | (#T1194)   |
|                 | 14      | (#S1195)    | (#T1195)   |
|                 | 16      | (#S1196)    | (#T1196)   |
| Dark Gray --    | size 12 | (#S1198)    | (#T1198)   |
|                 | 14      | (#S1199)    | (#T1199)   |
|                 | 16      | (#S1200)    | (#T1200)   |
| Ginger --       | size 12 | (#S1202)    | (#T1202)   |
|                 | 14      | (#S1203)    | (#T1203)   |
|                 | 16      | (#S1204)    | (#T1204)   |

~ the weight of the bead adds another dimension to this fly. The bead sinks the fly, of course, but it also gives it a "jigging" motion as it bounces along the bottom. Carry both variations, regular and bead head, in your box for versatility in presentation. (see it tied in **LaFontaine Originals, Vol. VI**)

|               |         | 6-pack \$11 | 3-pack \$6 |
|---------------|---------|-------------|------------|
| Gray Coughlin |         |             |            |
| Gray --       | size 12 | (#S1297)    | (#T1297)   |
|               | 14      | (#S1298)    | (#T1298)   |
|               | 16      | (#S1299)    | (#T1299)   |

~ it's afternoon and the light is starting to get soft. This is the time to start drifting the Gray Coughlin on the riffles and runs. This is such a fine, consistent searching dry fly. It works because it looks so generally buggy. The quill fibers will separate after a few casts. That's okay, they'll still catch fish. (p. 211 of **Trout Flies**)

|                     |         | 6-pack \$11 | 3-pack \$6 |
|---------------------|---------|-------------|------------|
| Halo Mayfly Emerger |         |             |            |
| Brown --            | size 14 | (#S1305)    | (#T1305)   |
|                     | 16      | (#S1306)    | (#T1306)   |
|                     | 18      | (#S1307)    | (#T1307)   |
| Cream --            | size 14 | (#S1309)    | (#T1309)   |
|                     | 16      | (#S1310)    | (#T1310)   |
|                     | 18      | (#S1311)    | (#T1311)   |
| Olive --            | size 14 | (#S1313)    | (#T1313)   |
|                     | 16      | (#S1314)    | (#T1314)   |
|                     | 18      | (#S1315)    | (#T1315)   |

~ this is a revolutionary pattern, a mayfly emerger that recognizes the "halo" that forms over the thorax as the back of the hatching nymph splits and flares out. Trout key on this bright aura. The best way to fish the **Halo Mayfly Emerger** is to double rig under a Mohawk as a an indicator pattern. (p. 122 of **Trout Flies**)

|                    |         | 6-pack \$11 | 3-pack \$6 |
|--------------------|---------|-------------|------------|
| Halo Midge Emerger |         |             |            |
| Black --           | size 16 | (#S1316)    | (#T1316)   |
|                    | 18      | (#S1317)    | (#T1317)   |
|                    | 20      | (#S1318)    | (#T1318)   |
| Olive --           | size 18 | (#S1541)    | (#T1541)   |
|                    | 20      | (#S1542)    | (#T1542)   |
| Red --             | size 18 | (#S1539)    | (#T1539)   |
|                    | 20      | (#S1540)    | (#T1540)   |

~ this is an indispensable imitation for lakes, tailwaters, spring creeks, and for winter fishing on rivers. Use the #20 Black Halo Midge Emerger on the Green River at the put-in right below the dam where trout are always sipping natural pupae. See the **Halo Mayfly Emerger** for Mohawk fishing tip. (p. 128 of **Trout Flies**)

|                    |         | 6-pack \$11 | 3-pack \$6 |
|--------------------|---------|-------------|------------|
| Improved Buzz Ball |         |             |            |
| Orange/Grizzly --  | size 14 | (#S1570)    | (#T1570)   |

~ one fall day on a mountain lake Gary watched trout continually bust clumped balls of mating midges, all the time ignoring single insects on the water. The Improved Buzz Ball brought those cut-throat charging from many yards away.

Veteran Missouri River guide, Trapper Badovinac, loves this fly. (p. 144 of **Trout Flies** -- this Improved Version has a "half wing" of clear Antron for better visibility)

|               |         | 6-pack \$11 | 3-pack \$6 |
|---------------|---------|-------------|------------|
| Lady Heather  |         |             |            |
| Gray/Cream -- | size 14 | (#S1334)    | (#T1334)   |
|               | 16      | (#S1335)    | (#T1335)   |

~ great for overcast days. This was a fly tested and developed by on-stream days of flogging. Gary spent so many days in the rain that he ended up with a nearly terminal case of mildew. Effective fly, but it is the one that drove Gary to scuba diving. (p. 216 of **Trout Flies**)

|                     |        | 6-pack \$11 | 3-pack \$6 |
|---------------------|--------|-------------|------------|
| Mess                |        |             |            |
| Cream --            | size 8 | (#S1512)    | (#T1512)   |
|                     | 10     | (#S1513)    | (#T1513)   |
|                     | 12     | (#S1514)    | (#T1514)   |
| Dark Gray/Brown --  | size 8 | (#S1489)    | (#T1489)   |
|                     | 10     | (#S1490)    | (#T1490)   |
|                     | 12     | (#S1491)    | (#T1491)   |
| Light Gray/Olive -- | size 8 | (#S1492)    | (#T1492)   |
|                     | 10     | (#S1493)    | (#T1493)   |
|                     | 12     | (#S1494)    | (#T1494)   |
| Slate/Olive --      | size 8 | (#S1510)    | (#T1510)   |
|                     | 10     | (#S1511)    | (#T1511)   |
|                     | 12     | (#S1498)    | (#T1498)   |

~ the Mess is designed for matching the dun stage of larger mayfly species. It is truly miraculous at fooling trout that become selective on heavy hatches of duns.

We had to add the Cream Mess after amazing fishing during the Yellow Drake (*Potamanthus distinctus*) hatch on the main Delaware in July. (p. 220 of **Trout Flies**)

|                        |         | 6-pack \$11 | 3-pack \$6 |
|------------------------|---------|-------------|------------|
| Missouri River Sow Bug |         |             |            |
| Gray --                | size 14 | (#S1623)    | (#T1623)   |
|                        | 16      | (#S1624)    | (#T1624)   |

~ the totally unique imitation of one of the most important crustaceans in spring creeks and tailwaters. This fly, developed by one of Gary's team, Tony Perpignano, is dubbed with gray muskrat, and weighted carefully along one side of the hook shank so that it wobbles as it drifts in the current. So tantalizing! (see it tied in **LaFontaine Originals, Vol. IV**)

### TYING TIPS . . .

#### Inside Fly Tying 100 Tips for Solving the Trickiest Fly-Tying Problems

by Dick Talleur

**Inside Fly Tying** is filled with a master fly tyer's tips for solving common problems and simplifying tying methods. New patterns and materials with innovative ways of tying classic flies. Great photos clearly illustrate his technique. Lots of interesting tricks and tips that make vise time even more fun.

(#B4398) softcover

Price -- \$19.95

| <b>Mohawk</b> |         | <b>6-pack \$11</b> | <b>3-pack \$6</b> |
|---------------|---------|--------------------|-------------------|
| Gray --       | size 14 | (#S1366)           | (#T1366)          |
|               | 16      | (#S1367)           | (#T1367)          |
| Green --      | size 14 | (#S1370)           | (#T1370)          |
|               | 16      | (#S1371)           | (#T1371)          |
| Orange --     | size 14 | (#S1374)           | (#T1374)          |
|               | 16      | (#S1375)           | (#T1375)          |

~ colored deer hair covers the rear 2/3rds of the hook shank; the front 1/3rd is always white. It's that white section that makes this pattern such a visible fly. The Mohawk often outperforms the trailing nymph or emerger. (p. 225 of **Trout Flies**)

| <b>Natural Drift Stonefly Nymph</b> |        | <b>6-pack \$11</b> | <b>3-pack \$6</b> |
|-------------------------------------|--------|--------------------|-------------------|
| Black --                            | size 6 | (#S1380)           | (#T1380)          |
|                                     | 8      | (#S1381)           | (#T1381)          |
|                                     | 10     | (#S1377)           | (#T1377)          |
| Golden --                           | size 6 | (#S1388)           | (#T1388)          |
|                                     | 8      | (#S1389)           | (#T1389)          |
|                                     | 10     | (#S1386)           | (#T1386)          |

~ still the finest stonefly nymph there is for matching the emerging insects crawling into the shallows. Fish it right next to the banks.

In Gary's first appearance in *Fly Fisherman Magazine*, in his "Primer of Entomology" column in the early 1970's, this was the featured pattern. It gained a following then, and many of those fly fishermen still write about their successes with the Natural Drift Stonefly Nymph. (p. 91 of **Trout Flies**)

| <b>Rollover Scud</b> |         | <b>6-pack \$11</b> | <b>3-pack \$6</b> |
|----------------------|---------|--------------------|-------------------|
| Olive --             | size 12 | (#S1406)           | (#T1406)          |
|                      | 14      | (#S1407)           | (#T1407)          |
|                      | 16      | (#S1408)           | (#T1408)          |
|                      | 18      | (#S1544)           | (#T1544)          |
| Orange --            | size 12 | (#S1409)           | (#T1409)          |
|                      | 14      | (#S1410)           | (#T1410)          |
|                      | 16      | (#S1411)           | (#T1411)          |
|                      | 18      | (#S1545)           | (#T1545)          |
| Pink --              | size 12 | (#S1535)           | (#T1535)          |
|                      | 14      | (#S1536)           | (#T1536)          |
|                      | 16      | (#S1537)           | (#T1537)          |
|                      | 18      | (#S1546)           | (#T1546)          |

~ we have been getting so many requests for this scud imitation for rivers -- and this is a surprise because this is a fine stillwater pattern. Apparently, the off-centered weighting on this fly makes it dance tantalizingly on the dead drift in moving water.

A hot pattern for the Big Horn (pink), Green River (olive), and White River (orange). And a #12 Olive racked up an incredible day on the Box Canyon on the Henry's Fork. (p. 94 of **Trout Flies**)

| <b>Shroud</b> |         | <b>6-pack \$11</b> | <b>3-pack \$6</b> |
|---------------|---------|--------------------|-------------------|
| Gray & Red -- | size 12 | (#S1413)           | (#T1413)          |
|               | 14      | (#S1414)           | (#T1414)          |
|               | 16      | (#S1534)           | (#T1534)          |

~ think "dry fly Woolly Worm." This is the pattern that proved how incredible marabou is as a tailing material for a dry fly (no, the marabou doesn't sink it). This has been our hottest stillwater pattern since rave articles in U.K. trout magazines. The red marabou tail slithers with every twitch. It's guaranteed to be the most effective fly available when *Callibaetis* mayflies are on the water. (p. 231 of **Trout Flies**)

| <b>Sparkling Hare's Ear</b> |         | <b>6-pack \$11</b> | <b>3-pack \$6</b> |
|-----------------------------|---------|--------------------|-------------------|
| Natural Hare's Ear --       | size 12 | (#S1636)           | (#T1636)          |
|                             | 14      | (#S1620)           | (#T1620)          |
|                             | 16      | (#S1622)           | (#T1622)          |

~ the question is simple -- if you mix Antron with any dubbing, do you make a better fly? The Sparkling Hare's Ear has a body of 50% Antron and 50% hare's ear. In our underwater testing this pattern pulls trout farther than the standard Hare's Ear pattern. Unlike the unnatural brightness of metallic tinsel, the natural brightness of Antron never seems to frighten or repel fish. There is magic in this material -- and the Sparkling Hare's Ear is a magical fly. (p. 51 of **Trout Flies**)

| <b>Spruce Moth</b> |         | <b>6-pack \$11</b> | <b>3-pack \$6</b> |
|--------------------|---------|--------------------|-------------------|
| Cream --           | size 12 | (#S1422)           | (#T1422)          |

~ the Spruce Moth, always abundant around pine-forested trout streams, is a strange terrestrial. It lands on the water, but once its wings get wet it can't fly away. Trout gorge on them. Indispensable on the Gallatin River and Rock Creek in MT. (p. 240 of **Trout Flies**)

### **Twist Nymph**

| <b>Ostrich (with bead head) --</b> |         | <b>6-pack \$11</b> | <b>3-pack \$6</b> |
|------------------------------------|---------|--------------------|-------------------|
| Gray --                            | size 12 | (#S1601)           | (#T1601)          |
|                                    | 14      | (#S1602)           | (#T1602)          |
|                                    | 16      | (#S1603)           | (#T1603)          |

|          |         |          |          |
|----------|---------|----------|----------|
| Brown -- | size 12 | (#S1605) | (#T1605) |
|          | 14      | (#S1606) | (#T1606) |
|          | 16      | (#S1607) | (#T1607) |

|          |         |          |          |
|----------|---------|----------|----------|
| Olive -- | size 12 | (#S1609) | (#T1609) |
|          | 14      | (#S1610) | (#T1610) |
|          | 16      | (#S1611) | (#T1611) |

| <b>Peacock (with bead head) --</b> |          | <b>6-pack \$11</b> | <b>3-pack \$6</b> |
|------------------------------------|----------|--------------------|-------------------|
| size 10                            |          | (#S1454)           | (#T1454)          |
|                                    | 12       | (#S1455)           | (#T1455)          |
|                                    | 14       | (#S1456)           | (#T1456)          |
|                                    | 16       | (#S1457)           | (#T1457)          |
| 18                                 | (#S1533) | (#T1533)           |                   |

| <b>Pheasant Tail (no bead) --</b> |    | <b>6-pack \$11</b> | <b>3-pack \$6</b> |
|-----------------------------------|----|--------------------|-------------------|
| size 14                           |    | (#S1547)           | (#T1547)          |
|                                   | 16 | (#S1459)           | (#T1459)          |
|                                   | 18 | (#S1460)           | (#T1460)          |
|                                   | 20 | (#S1548)           | (#T1548)          |
|                                   | 22 | (#S1461)           | (#T1461)          |

~ the Twist Nymph series features the blend of materials such as peacock, ostrich, or pheasant tail with Antron. Antron fibers around the body mimics the translucency and brightness of the edges of a mayfly nymph. Black and brown are moving water colors and the olive imitates the damsel fly nymph for stillwaters.

•• hold these amazing patterns up to the light ••

(the Twist Nymph patterns are listed on p. 104 of **Trout Flies** as variations in testing -- indeed, they tested well.)

| <b>Variegated Midge Larva</b> |         | <b>6-pack \$11</b> | <b>3-pack \$6</b> |
|-------------------------------|---------|--------------------|-------------------|
| Olive/Red/Clear Antron        | size 18 | (#S1569)           | (#T1569)          |
|                               | 20      | (#S1566)           | (#T1566)          |
|                               | 22      | (#S1595)           | (#T1595)          |
|                               | 24      | (#S1598)           | (#T1598)          |
|                               | 26      | (#S1599)           | (#T1599)          |

<< *Variegated Midge Larva* continued next page >>

<< *Variegated Midge Larve continued* >>

~ our Book Mailer customers are the finest fly fishermen in the world. The Variegated Midge Larva is a great stillwater fly, especially a high mountain lake fly, but readers started using it on tailwaters and spring creeks with tremendous results, outfishing all other midge larvae imitations. It's the flash of the clear Antron -- pure magic! / Hot fly on the Green, UT. (p. 133 of **Fly Fishing the Mountain Lakes**)

| <b>Were Wulff</b> |         | <b>6-pack \$11</b> | <b>3-pack \$6</b> |
|-------------------|---------|--------------------|-------------------|
| Brown & White --  | size 10 | (#S1463)           | (#T1463)          |
|                   | 12      | (#S1464)           | (#T1464)          |
|                   | 14      | (#S1465)           | (#T1465)          |
|                   | 16      | (#S1466)           | (#T1466)          |

~ a color variation of the Wulff design. It has a hare's ear body, a mixed brown/grizzly hackle, and white calf tail wings. It was created specifically to match the western Brown Drake (none of the other Wulff patterns do), but it proved to be such a good, all-around fly on the Big Hole and other rivers that it became very popular for everyday drift boat fishing. (p. 244 of **Trout Flies**)

~ • • • • • ~

~ **FANCY FLIES** ~

These are the more complicated, larger patterns. We put four flies in a package instead of 1/2 dozen. The price is still \$11.00 per package (and the price is a bargain for such fancy flies).

| <b>Drunken Sailor</b> |        | <b>4-pack \$11</b> |
|-----------------------|--------|--------------------|
| Green                 | size 4 | (#F1830)           |
|                       | 6      | (#F1831)           |
|                       | 8      | (#F1832)           |
| White                 | size 4 | (#F1833)           |
|                       | 6      | (#F1834)           |
|                       | 8      | (#F1835)           |
| Black                 | size 4 | (#F1836)           |
|                       | 6      | (#F1837)           |
|                       | 8      | (#F1838)           |

~ this streamer pattern is designed to be fished using a strip-strip-pause pattern. During the pause phase, it will turn over on its side (looking dis-combobulated, or "drunk"). Great for tailwater fishing!

~ • • • • • ~

| <i>the amazing Flex Patterns</i>          |         | <b>4-pack \$11</b> |
|-------------------------------------------|---------|--------------------|
| Flex-Hopper --                            | size 10 | (#F1256)           |
| Flex-Hex --                               | 10      | (#F1555)           |
| Flex-Cicada --                            | 10      | (#F1254)           |
| Flex-Stone (Orange for the Salmon fly) -- | size 8  | (#F1257)           |

~ matching big insects can either be real easy or just about impossible. When trout are really on the hunt for any big food organism, whether it's a salmon fly, Hex mayfly, cicada, or grasshopper, they rush so quickly towards the insect that any close imitation is acceptable. That's the easy fishing.

But when trout are not so eager and hurried, they look over imitations and refuse every one except a Flex pattern. Why? They are waiting for a sign of life, a bending of the body. (pages 181 through 193 of **Trout Flies**)

• TIE IT •

Flex Hooks and Flex Tying Packages Available  
small & medium hook sizes  
(see p. 16)

~ • • • • • ~

| <b>Creature</b> |        | <b>4-pack \$11</b> |
|-----------------|--------|--------------------|
| Gray --         | size 6 | (#F1055)           |
|                 | 8      | (#F1056)           |
|                 | 10     | (#F1507)           |

-- the ultimate swimming "mouse-shrew-baby muskrat" doll. It is a furry little clump that undulates in the water on the retrieve. ~ ~ Not only for trout; great for bass and pike. (p. 11 of **Trout Flies**)

~ • • • • • ~

| <b>Tear Drop Nymph</b> |         | <b>4-pack \$11</b> |
|------------------------|---------|--------------------|
| Brown/                 | size 10 | (#F1436)           |
| Fluorescent Pink --    | 12      | (#F1437)           |
|                        | 14      | (#F1438)           |
|                        | 16      | (#F1439)           |
| Green/                 | size 10 | (#F1448)           |
| Fluorescent Green --   | 12      | (#F1449)           |
|                        | 14      | (#F1450)           |
|                        | 16      | (#F1451)           |
| Cream/                 | size 10 | (#F1442)           |
| Fluorescent Yellow --  | 12      | (#F1443)           |
|                        | 14      | (#F1444)           |
|                        | 16      | (#F1445)           |
| Tan/                   | size 10 | (#F1612)           |
| Fluorescent Orange --  | 12      | (#F1613)           |
|                        | 14      | (#F1614)           |
|                        | 16      | (#F1615)           |
| Dark Gray/             | size 10 | (#F1591)           |
| Fluorescent White --   | 12      | (#F1592)           |
|                        | 14      | (#F1593)           |
|                        | 16      | (#F1594)           |

~ the greatest nymph ever for searching a riffle. Here's the fly that makes trout eat it out of pure curiosity - it triggers an instinctive "grab it" reflex. The Tear Drop is the first subsurface fly to effectively use the appeal of phosphorescence. (p. 98 of **Trout Flies**)

**HINT:** When I tie these **Tear Drop Nymphs**, I dab a little dubbing on the "tear drop" part of the hook after I apply the **Aqua Head Flex Cement**. It just gives me a little bit denser body and helps hold my figure 8 pattern.

~ • • • • • ~

| <b>Klod Hopper</b> |        | <b>6-pack \$11</b> | <b>3-pack \$6</b> |
|--------------------|--------|--------------------|-------------------|
|                    | size 8 | (#S1810)           | (#T1810)          |
|                    | 10     | (#S1811)           | (#T1811)          |
|                    | 12     | (#S1812)           | (#T1812)          |

~ the "Superfly" of 2003. This pattern, developed by Paul Stimpson, uses tan and dark-brown coloring and large, red and black striped legs to imitate a mature grasshopper. He designed it with a smaller body hackle and rubber "X" legs so it would float "in" the surface film and ride just like a natural to fool those "intelligent" fish.

I have seen this hopper pattern work time and time again when nothing seems to be pulling the trout in. I also learned how to tie it this summer. I think for awhile I will continue to pilfer the supply closet, so to speak.

-----

Never be afraid to try something new.  
Remember that a lone amateur built the Ark.  
A large group of professionals built the Titanic.

--Dave Barry

-----





**Loon Lake Mystery Series**

by Victoria Houston

Meet Doc Osborne, retired dentist living in Loon Lake, Wisconsin. He's recently escaped a nasty ex-wife and is casting a line on the new Police Chief, Lew Ferris (the woman who taught him to fly fish . . . of course.) The quiet, peaceful community he has retired to occasionally produces a rise he's compelled to chase after.

The characters living in Loon Lake will put a giggle in your day. These are delightful books. Written in the "cozy" way, similar to **Cork on the Water**. They are clean and light and a perfect match for a quiet, entertaining hatch of peaceful prose. And fly fishing is the uppermost thought on everyone's mind. Mass market paperback.

**Dead Angler (#B4261)**

**Dead Creek (#B4262)**

**Dead Frenzy (#B4263)**

**Dead Hot Mama (#B4269)**

**Dead Water (#B4264)**

Price -- \$6.50 each

*Sorry, 10% discount does not apply to mass market paperbacks*

.....

**Bitch Creek**

by William G. Tapply

Oh I had fun here! Stoney Calhoun is a man without a past. A lightning strike erased his memory. Occasional flashbacks, but nothing to hang on to. He is free to re-invent himself and has settled in Maine. He is smart, self-reliant and enamoured with the local fly shop owner (female). This is just the kind of mystery we love to offer at the Book Mailer. The first in a new series, Stoney Calhoun and this cast of characters is awesome fun and I can't wait for the next one.

hardcover; 352 pages

(#B4379) Price -- \$22.95

.....

**Slack Line Strategies**

by John Judy

Many of today's top casters, those who really catch fish, are slack liners. Really good things to be learned in this classic.

(#B4120) softcover Price -- \$14.95

**MORE NEW FUN . . .**

**The Nail Knot**

by John Galligan

Do you like odd characters who fly fish? Open this cover and discover Ned "Dog" Oglivie. Trout bum running from the past, he's currently driving a wounded old RV across the country for the third time, just fly fishing and avoiding reality. He eats peanut butter, smokes cheap cigars, and partakes daily of Vodka-Tang.

This is a great little mystery and another first installment. My job often covers more than an eight hour day. The overtime spent reading doesn't pay much, but it sure puts a smile on my face.

(#B4401) hardcover Price --\$23.95

.....

**Under Cottonwoods**

by Stephen Grace

**Under Cottonwoods** is the story of two men who strike up a friendship through their love of fly fishing. Walter has been handicapped by a climbing accident and Mike has been scarred by the early death of his parents. Together they make an unlikely duo. I personally recommend this to all of you for sheer pleasure and inspiration.

(#B4418) hardcover Price -- \$19.95

.....

**The Valley of Light**

by Terry Kay

First—There is no fly fishing in this novel. But—I never gave a thought to the "tool" that was used to catch fish in this book. It was all about the fisherman.

Set in 1948 in a small North Carolina community bordered by lakes, Noah Locke has a mystical gift for fishing. He is haunted by his WWII experiences and his wandering—doing odd jobs and catching fish for sale or trade—they are both an escape from his past and a search for a place to call home.

There is mystery here, a touch of romance, men doing their guy thing — if you are an angler who loves to fish and loves to read, this book was written for you.

**GREAT READING—**

**True Love and the Woolly Bugger**

by Dave Ames

The first edition published of *True Love and the Woolly Bugger* was in hardcover—and it was an instant hit. So much in demand that it became somewhat of a fly-fishing cult classic. And it is still going strong. Short stories to make you laugh and maybe one or two that will choke you up. Just a lot of fun by a fine writer who we like a lot.

(#B4333) softcover Price -- \$14.95

.....

**A Good Life Wasted  
Twenty Years as a Fishing Guide**

by Dave Ames

**A Good Life Wasted** (is there such a thing?) You may remember Dave's first book, **True Love and the Woolly Bugger** (1996) — rig up with this second book. Its collection of stories is every bit as much fun.

I really enjoyed this follow-up. Well worth the wait.

(#B4299) hardcover Price -- \$24.95

*This will be reprinted as a softcover this Fall -- if you want a hardcover, better get one now.*

.....

**SMASH HIT—**

**Instinctive Fly Fishing**

by Taylor Streit

Taylor Streit, a twenty-year veteran guide, has witnessed thousands of clients catch trout. Their successes and failures often boil down to a few elementary rules: keep the sun at your back, keep your silhouette off the water, keep your fly in productive water, think like a predator, and so on.

Also includes techniques for fishing pressured trout, the mechanics of a perfect strike, and what separates the beginner from the expert caster. The result is a refreshing take on how simple this complex sport can really be.

*-very popular-*

(#B4323) hardcover Price -- \$24.95

**the Book Mailer**  
**PO Box 1273**  
**Helena MT 59624-1273**

PHONE: 1-800-874-4171  
24 hours a day  
FAX: (406) 443-0788 anytime  
web site: [www.thebookmailer.com](http://www.thebookmailer.com)

|                                                                                   |
|-----------------------------------------------------------------------------------|
| PRSRT STD<br>U.S. POSTAGE<br><b>PAID</b><br>PERMIT NO. 32<br>MADISON, SD<br>57042 |
|-----------------------------------------------------------------------------------|



*The often-funny, sometimes-warped, never-boring, always-full-of-great-books*

## | Winter 2005 Newsletter |



*He who laughs last, thinks slowest.*

We survived the holidays and made it into the new year. It was a good year for **the Book Mailer**. Mind you it was the first year for us being business owners, and we are happy to just still be here. We would like to thank all of our loyal customers for their support. There is no one else we would rather work for than you.

Probably the most exciting tidbit to share is a new **John Gierach** title, *Still Life with Brook Trout*. This will be out in April, you can read more about it on p. 10. We will do our best to get in a good stock of signed copies, but they will go on a first come, first served basis. And, since this is a big publisher, I don't know for sure if we will be successful or how many we will be able to get. We need to start harassing Paul Stimpson about putting his book together on LaFontaine patterns that have not been published yet. There are quite a few patterns not included in Gary's books, and Paul was going to start as soon as he retired. Well, he did that eight months ago . . . would you believe, he prefers spending summers in West Yellowstone fishing every chance he gets. Nice retirement.

The web site has changed the way **the Book Mailer** does business on a day-to-day basis. Many of the books we offer on the web site are drop-shipped from a book distributor in Oregon. This is a big change for us and leaves us feeling a little lost since we are no longer hands on 100%. (Being somewhat control fanatics, this makes us a little shaky.) You might sometimes get an order in one or two boxes. If you have any concerns, please let us know. We love what the web site has to offer and we can make it perfect with your input.



We are very pleased to see a new book out by our friends, Al and Gretchen Beatty. **Innovative Flies and Techniques** (p. 6) is an undertaking of the heart. This is a work that Al and Gretchen want to see in the hands of tiers. It was produced specifically for fly tyers, by fly tyers. It just doesn't get any better than that. It isn't due out for a couple of months, so please note the projected release date.

We would like to sincerely thank Sylvester Nemes for his article on the inside front cover. Marcy and I have had the pleasure of keeping in touch with Syl for the past year or so and he is such a treat. We plan to take advantage of Sylvester and pay him a visit in Bozeman. We will keep you posted and keep your fingers crossed he takes pity on us and invites us on a fishing outing!

It was a tight voting race on the web site for choosing the Winter 2005 **Private Label Fly** pattern (p. 22). The **Emergent Sparkle Pupa** was a very close runner to the **Double Wing**. Had Charles Chlysta not sent in his timely "Patriot" variation of the Double Wing, we may have had to choose differently. For now, we will keep the ESP in mind for a future **Book Mailer**. But, right now, help is available from

our web site, [www.thebookmailer.com](http://www.thebookmailer.com). Scroll down to the bottom of the home page until you see the "cool-dude" fish. Click on him to find great photos and tying instructions for the ESP at **HipWaders.com**. Just *one* of the good things at [www.thebookmailer.com](http://www.thebookmailer.com).

There are some great *LIMITED EDITIONS* out at the moment (p. 4). We don't normally have this many to choose from. Please let us know if you're interested in any of these selections and we'll do our best to get them for you.

One title of note is **Woolly Wisdom** (p. 6). We know this is a great pattern and we are looking forward to seeing how many copies of this book will sell. An entire book about one pattern is unusual—on the other hand, this is one unusually effective "go-to" pattern.

For you traveling fly-fisherman, Greg Thomas's *2005 Tight Lines, The Rocky Mountain Fly Fishing Forecast* is due out in Mid-April. (#B4439) \$4.95. We will take pre-orders now so that you get this up-to-date information and start your planning and dreaming now.

Get those patterns tied up now, so come Spring, you can fish like there is no tomorrow all season long.

*Happy tying, tight lines, and God Bless. ~ Cathy & Marcy (for the Book Mailer)*